

# Budget Consultation 2020-21

Friday, February 14, 2020

Powered by  SurveyMonkey®

# 693

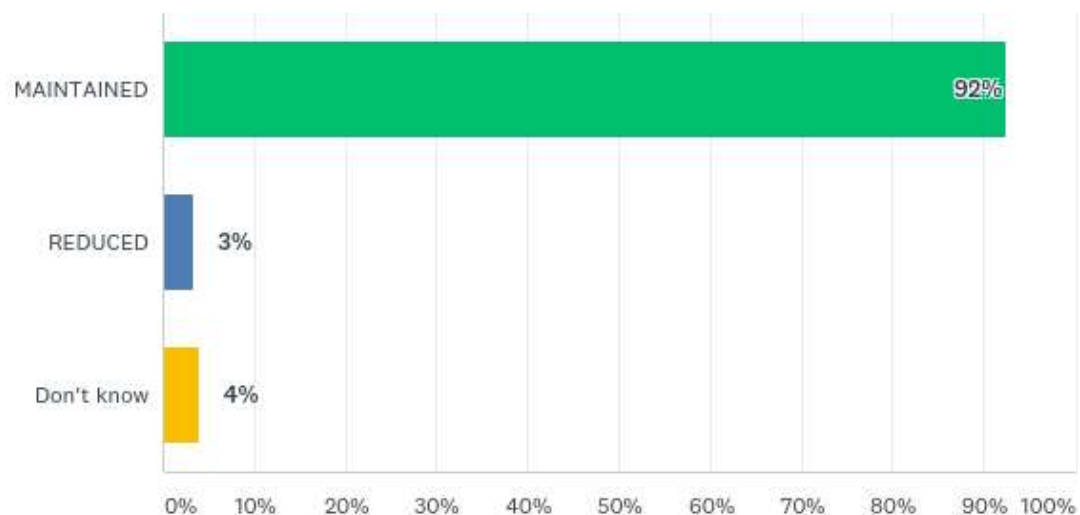
Total Responses

Date Created: Wednesday, January 08, 2020

Complete Responses: 610

**Q1: COMMUNITY SUPPORT: £759,020**This includes:- Community Safety and Anti-Social Behaviour services, including funding of Police Community Safety Officers and our work on anti-social behaviour, violent crime and drug dealing- Funding for the Citizens Advice Service, Services for Domestic Abuse, Mental Health and Intensive Family Support. Do you feel the above service area should have its budget MAINTAINED OR REDUCED?

Answered: 686 Skipped: 7



**Q1: COMMUNITY SUPPORT: £759,020**This includes:- Community Safety and Anti-Social Behaviour services, including funding of Police Community Safety Officers and our work on anti-social behaviour, violent crime and drug dealing- Funding for the Citizens Advice Service, Services for Domestic Abuse, Mental Health and Intensive Family Support. Do you feel the above service area should have its budget MAINTAINED OR REDUCED?

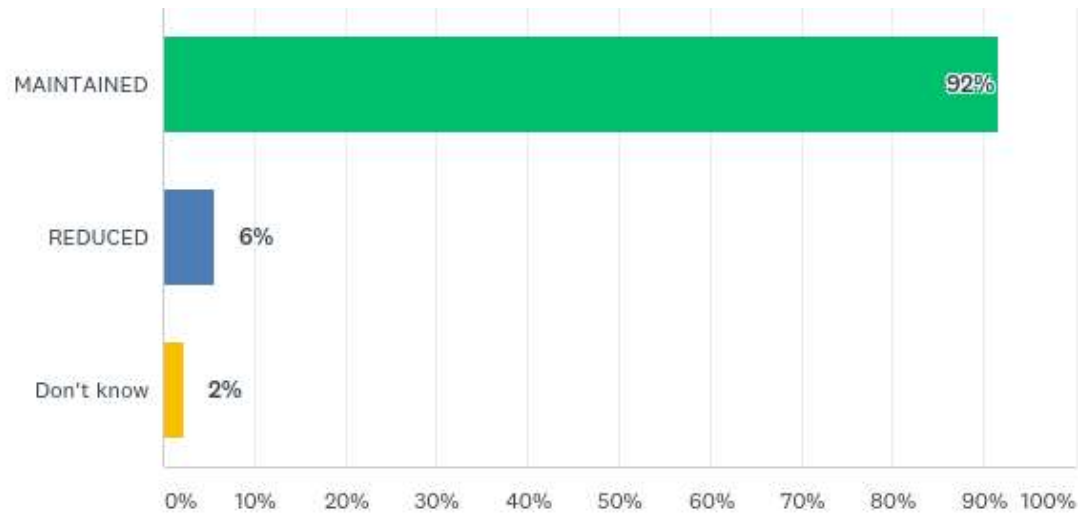
---

Answered: 686 Skipped: 7

ANSWER CHOICES	RESPONSES	
MAINTAINED	92%	634
REDUCED	3%	23
Don't know	4%	27
TOTAL		686

**Q2: ENVIRONMENT: £2,386,873**This includes:- Refuse and recycling- Pest and animal control services- Grounds and playing fields maintenance- Combatting fly tipping, dog fouling and graffiti- Energy efficiency and sustainability projects- Bus route subsidies, disabled transport and cycling initiatives. Do you feel the above service area should have its budget MAINTAINED OR REDUCED?

Answered: 676 Skipped: 17



**Q2: ENVIRONMENT: £2,386,873**This includes:- Refuse and recycling- Pest and animal control services- Grounds and playing fields maintenance- Combatting fly tipping, dog fouling and graffiti- Energy efficiency and sustainability projects- Bus route subsidies, disabled transport and cycling initiatives. Do you feel the above service area should have its budget **MAINTAINED OR REDUCED?**

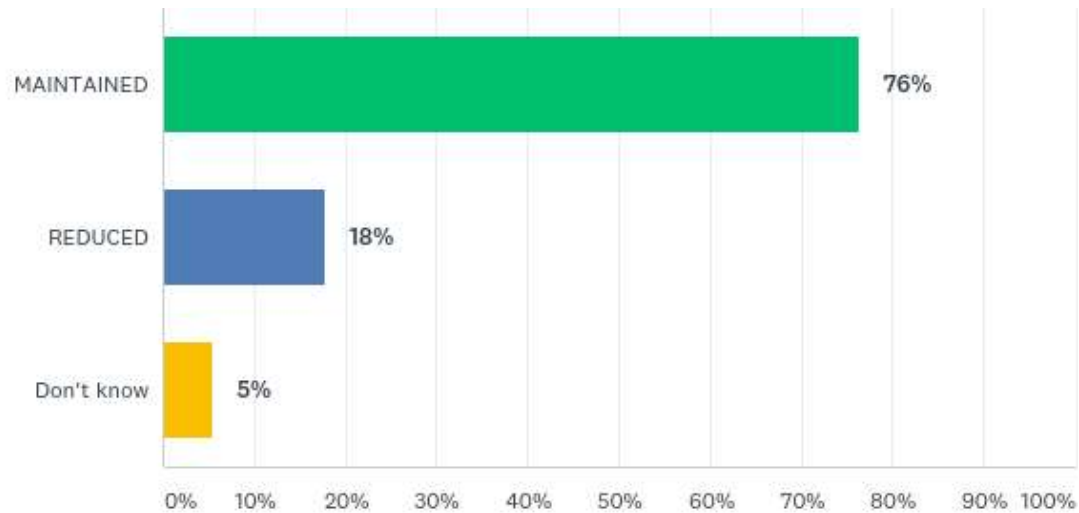
---

Answered: 676 Skipped: 17

<b>ANSWER CHOICES</b>	<b>RESPONSES</b>	
MAINTAINED	92%	619
REDUCED	6%	38
Don't know	2%	16
<b>TOTAL</b>		<b>676</b>

**Q3: LEISURE AND PLAY SERVICES: £849,590**This includes:- Parks and open spaces, play areas, skate parks and nature reserves, Play rangers and holiday play schemes, Health, sports and arts programmes, District leisure centres and Watersmeet Theatre. Do you feel the above service area should have its budget MAINTAINED OR REDUCED?

Answered: 667 Skipped: 26



**Q3: LEISURE AND PLAY SERVICES: £849,590**This includes:- Parks and open spaces, play areas, skate parks and nature reserves- Play rangers and holiday play schemes- Health, sports and arts programmes- District leisure centres and Watersmeet Theatre. Do you feel the above service area should have its budget MAINTAINED OR REDUCED?

---

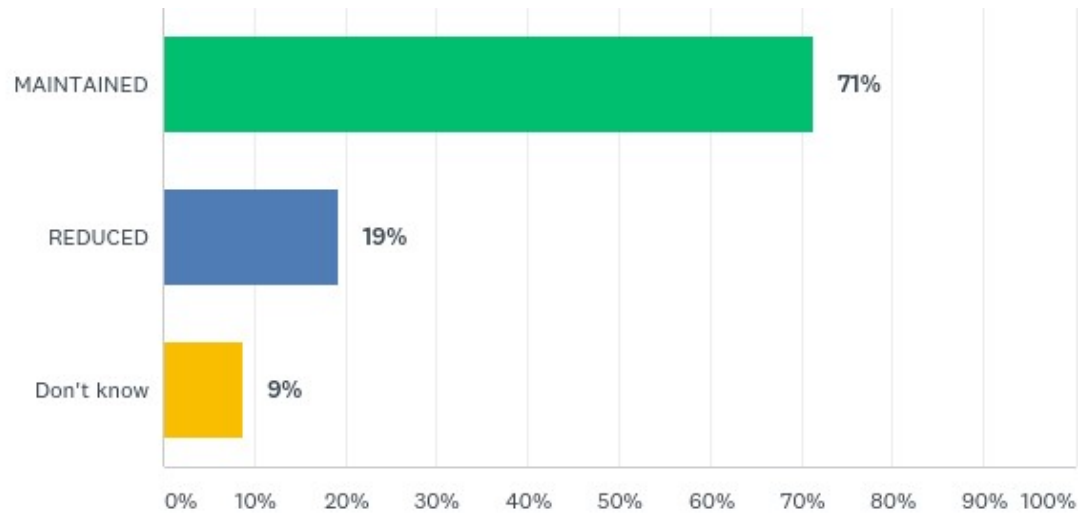
Answered: 667 Skipped: 26

ANSWER CHOICES	RESPONSES	
MAINTAINED	76%	510
REDUCED	18%	118
Don't know	5%	36
TOTAL		667



**Q4: HOUSING AND HEALTH: £747,310**This includes: - Homelessness prevention, temporary accommodation and housing advice services- Residential Environmental Health - Commercial Environmental Health, including food hygiene ratings. Do you feel the above service area should have its budget MAINTAINED OR REDUCED?

Answered: 664 Skipped: 29



**Q4: HOUSING AND HEALTH: £747,310**This includes: - Homelessness prevention, temporary accommodation and housing advice services- Residential Environmental Health - Commercial Environmental Health, including food hygiene ratings  
**Do you feel the above service area should have its budget MAINTAINED OR REDUCED?**

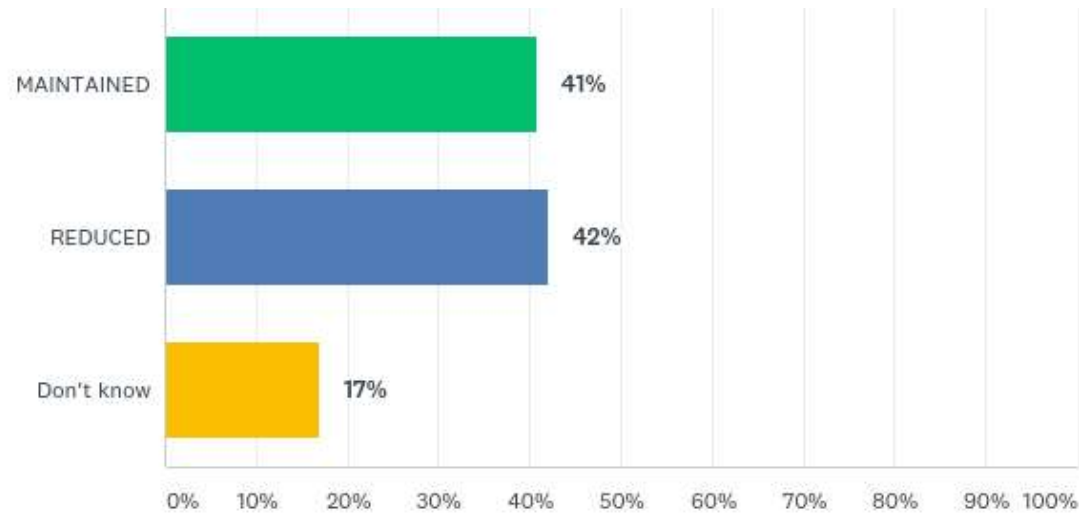
---

Answered: 664 Skipped: 29

<b>ANSWER CHOICES</b>	<b>RESPONSES</b>	
MAINTAINED	71%	474
REDUCED	19%	128
Don't know	9%	59
<b>TOTAL</b>		<b>664</b>

**Q5: CUSTOMER SERVICE CENTRE: £913,680**This includes: - Provision of the Council's 'One Stop Shop', call centre, out of hours service, online services and back office functions. Do you feel the above service area should have its budget **MAINTAINED OR REDUCED?**

Answered: 657 Skipped: 36



**Q5: CUSTOMER SERVICE CENTRE: £913,680**This includes: - Provision of the Council's 'One Stop Shop', call centre, out of hours service, online services and back office functions. Do you feel the above service area should have its budget **MAINTAINED OR REDUCED?**

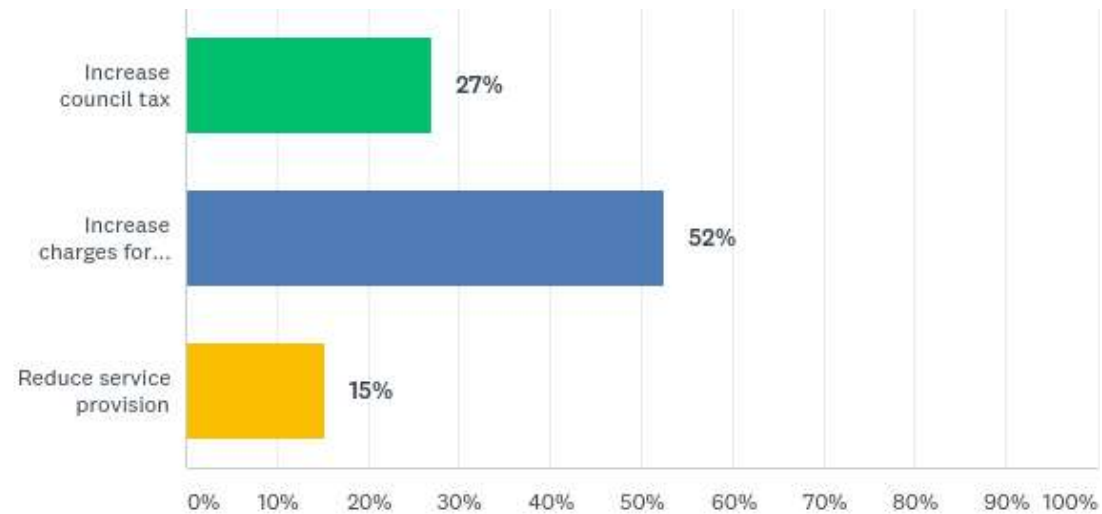
---

Answered: 657 Skipped: 36

<b>ANSWER CHOICES</b>	<b>RESPONSES</b>	
MAINTAINED	41%	268
REDUCED	42%	276
Don't know	17%	112
<b>TOTAL</b>		<b>657</b>

## Q6: In order to make the required savings, which option do you think Three Rivers District Council should adopt?

Answered: 614 Skipped: 79



### Q6: In order to make the required savings, which option do you think Three Rivers District Council should adopt?

---

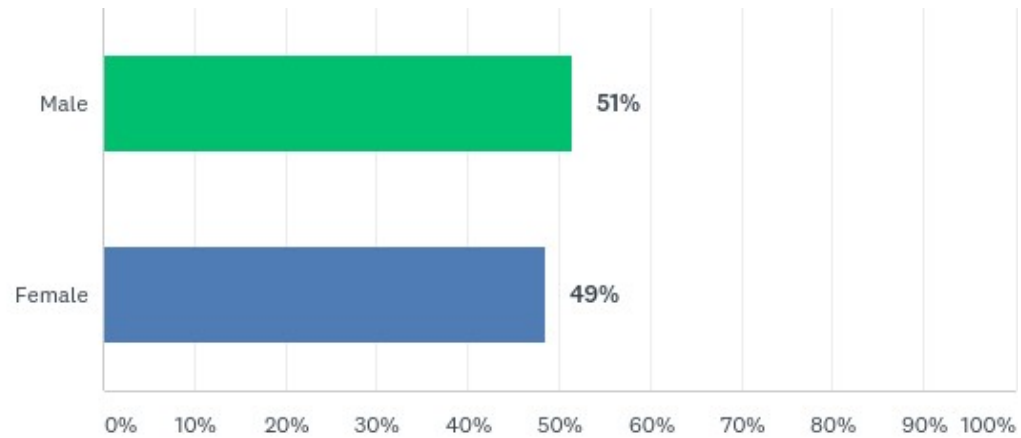
Answered: 614 Skipped: 79

ANSWER CHOICES	RESPONSES	
Increase council tax	27%	166
Increase charges for paid-for services	52%	322
Reduce service provision	15%	94
TOTAL		614

## Q8: Are you....?

---

Answered: 586 Skipped: 107



## Q8: Are you....?

---

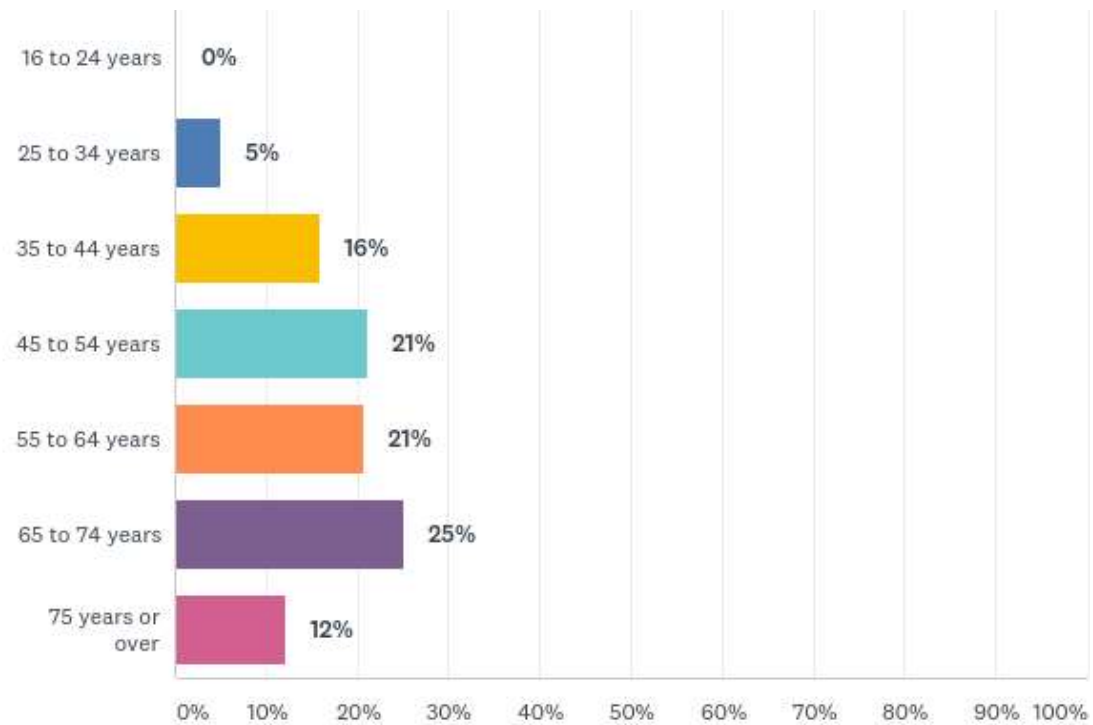
Answered: 586 Skipped: 107

ANSWER CHOICES	RESPONSES	
Male	51%	301
Female	49%	285
TOTAL		586



## Q9: How old are you?

Answered: 601 Skipped: 92



## Q9: How old are you?

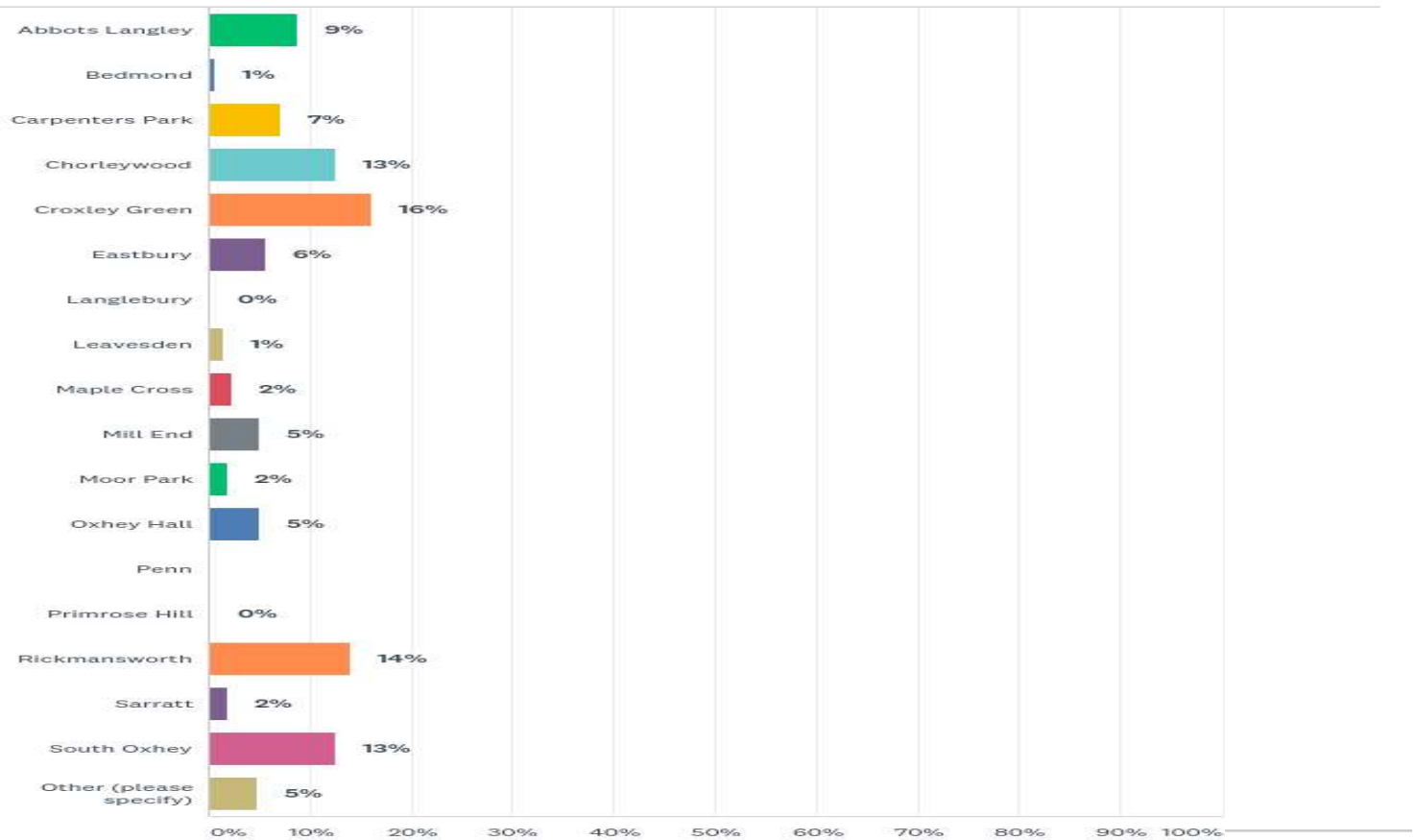
---

Answered: 601 Skipped: 92

ANSWER CHOICES	RESPONSES	
16 to 24 years	0%	1
25 to 34 years	5%	30
35 to 44 years	16%	95
45 to 54 years	21%	127
55 to 64 years	21%	124
65 to 74 years	25%	151
75 years or over	12%	73
<b>TOTAL</b>		<b>601</b>

## Q10: Where do you live?

Answered: 609 Skipped: 84



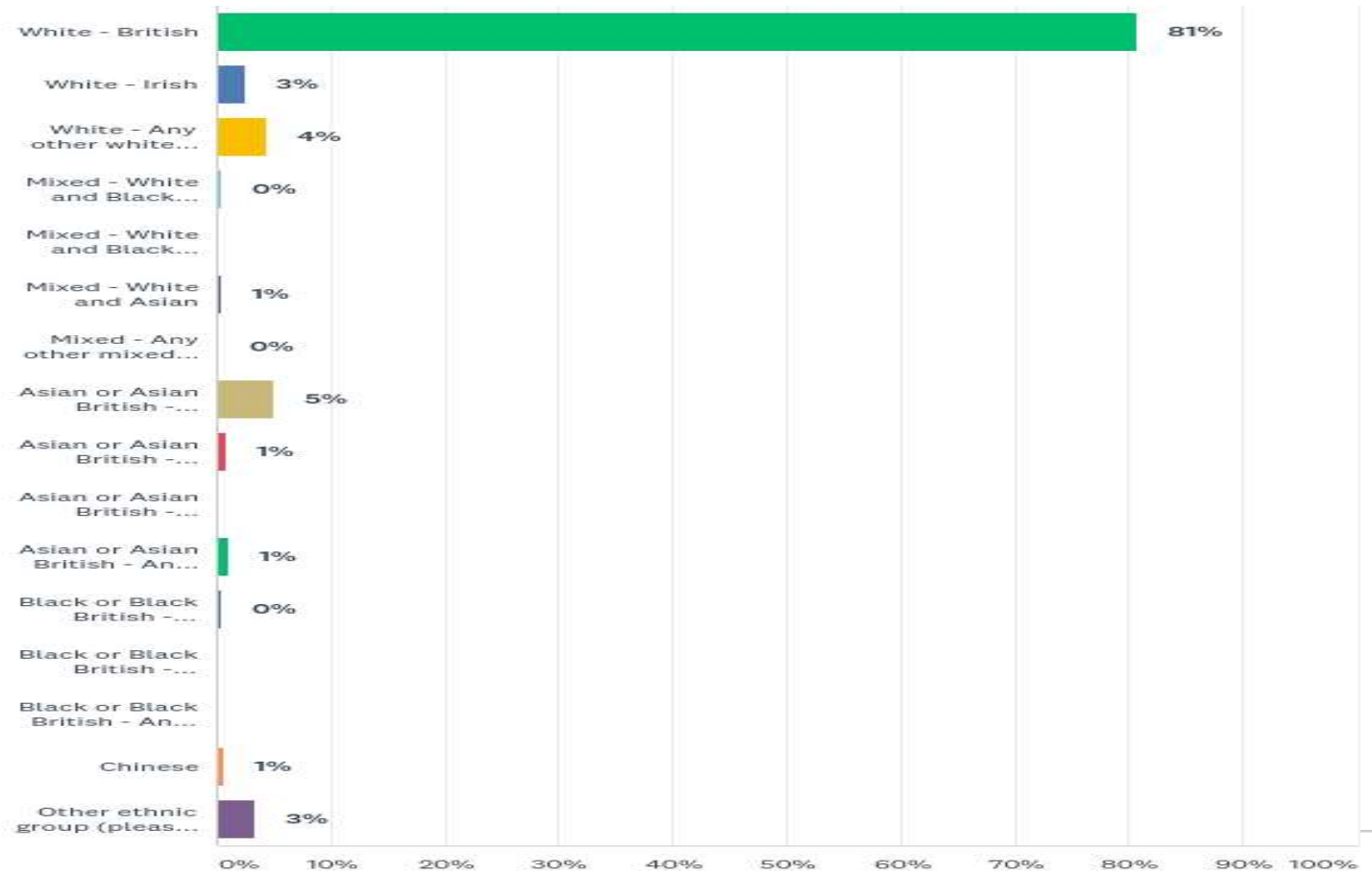
## Q10: Where do you live?

Answered: 609 Skipped: 84

ANSWER CHOICES	RESPONSES	
Abbots Langley	9%	54
Bedmond	1%	4
Carpenters Park	7%	43
Chorleywood	13%	77
Croxley Green	16%	98
Eastbury	6%	34
Langlebury	0%	1
Leavesden	1%	9
Maple Cross	2%	14
Mill End	5%	30
Moor Park	2%	11
Oxhey Hall	5%	31
Penn	0%	0
Primrose Hill	0%	1
Rickmansworth	14%	85
Sarratt	2%	11
South Oxhey	13%	77
Other (please specify)	5%	29
<b>TOTAL</b>		<b>609</b>

# Q11: What is your ethnic group?

Answered: 593 Skipped: 100



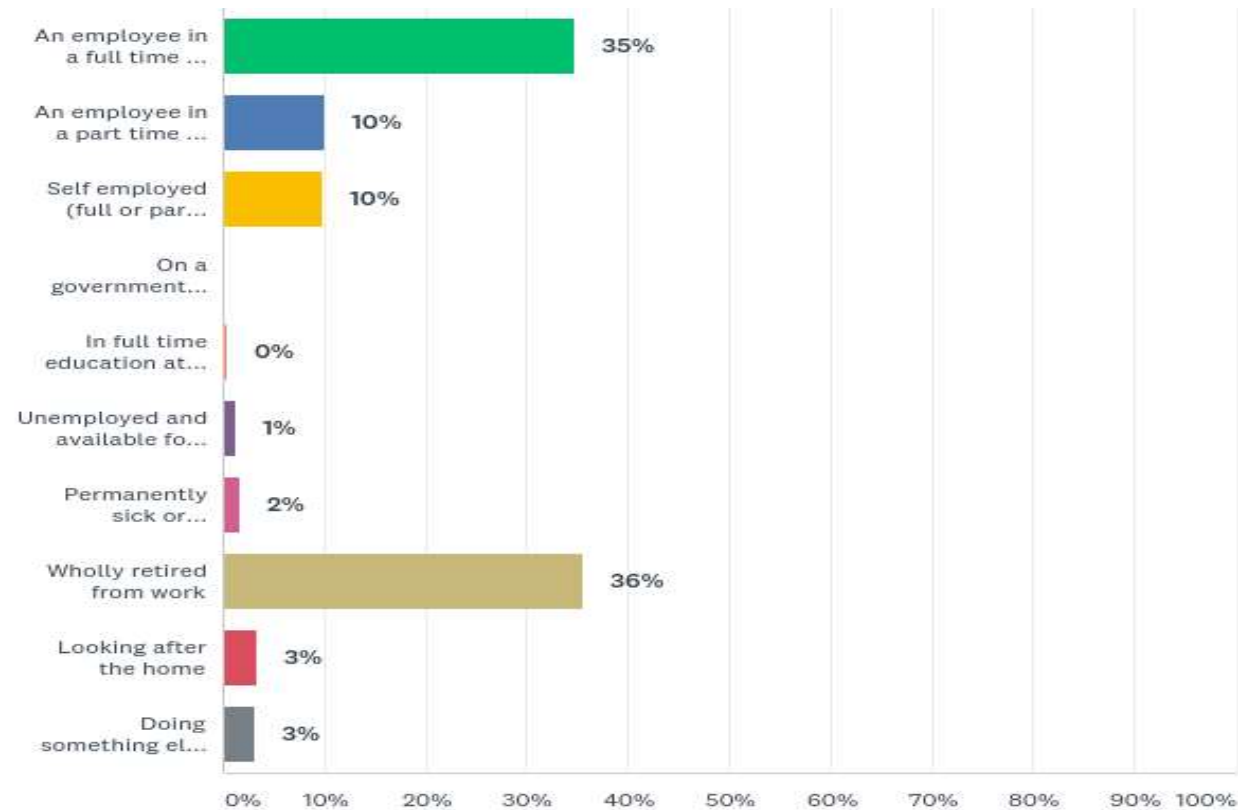
## Q11: What is your ethnic group?

Answered: 593 Skipped: 100

ANSWER CHOICES	RESPONSES	
White - British	81%	479
White - Irish	3%	15
White - Any other white background	4%	26
Mixed - White and Black Caribbean	0%	2
Mixed - White and Black African	0%	0
Mixed - White and Asian	1%	3
Mixed - Any other mixed background	0%	1
Asian or Asian British - Indian	5%	30
Asian or Asian British - Pakistani	1%	5
Asian or Asian British - Bangladeshi	0%	0
Asian or Asian British - Any other Asian or Asian British background	1%	6
Black or Black British - Caribbean	0%	2
Black or Black British - African	0%	0
Black or Black British - Any other Black or Black British background	0%	0
Chinese	1%	4
Other ethnic group (please specify)	3%	20
<b>TOTAL</b>		<b>593</b>

## Q12: Are you currently employed, self employed, retired or otherwise not in paid work?

Answered: 594 Skipped: 99



## Q12: Are you currently employed, self employed, retired or otherwise not in paid work?

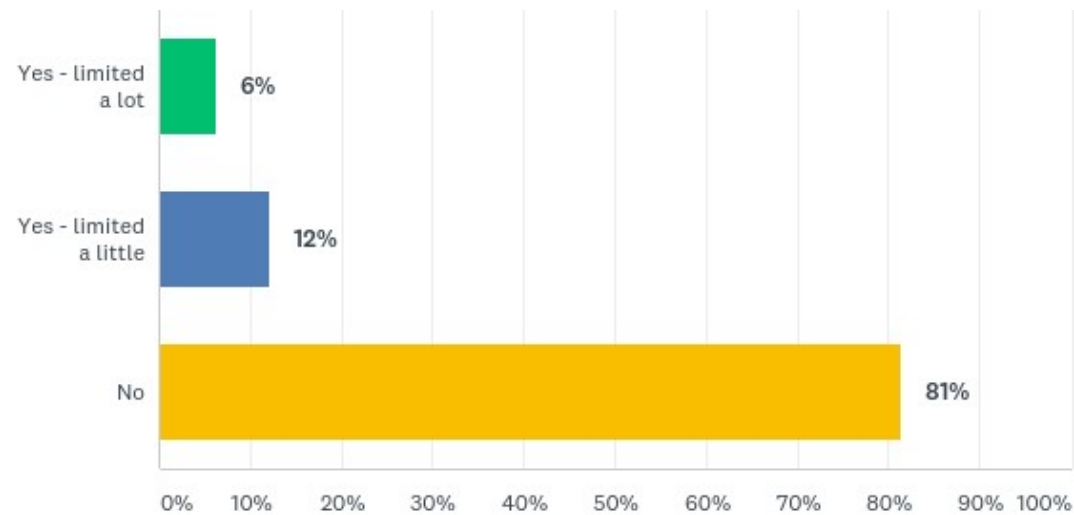
Answered: 594 Skipped: 99

ANSWER CHOICES	RESPONSES	
An employee in a full time job (30 hours or more per week)	35%	206
An employee in a part time job (less than 30 hours a week)	10%	60
Self employed (full or part time)	10%	58
On a government supported training programme (e.g. "Modern Apprenticeship" or "Training for Work")	0%	0
In full time education at school, college or university	0%	2
Unemployed and available for work	1%	8
Permanently sick or disabled	2%	10
Wholly retired from work	36%	211
Looking after the home	3%	20
Doing something else? (please specify)	3%	19
<b>TOTAL</b>		<b>594</b>



## Q13: Are your day-to-day activities limited because of a health problem or disability which has lasted, or is expected to last, at least 12 months?

Answered: 594 Skipped: 99



## Q13: Are your day-to-day activities limited because of a health problem or disability which has lasted, or is expected to last, at least 12 months?

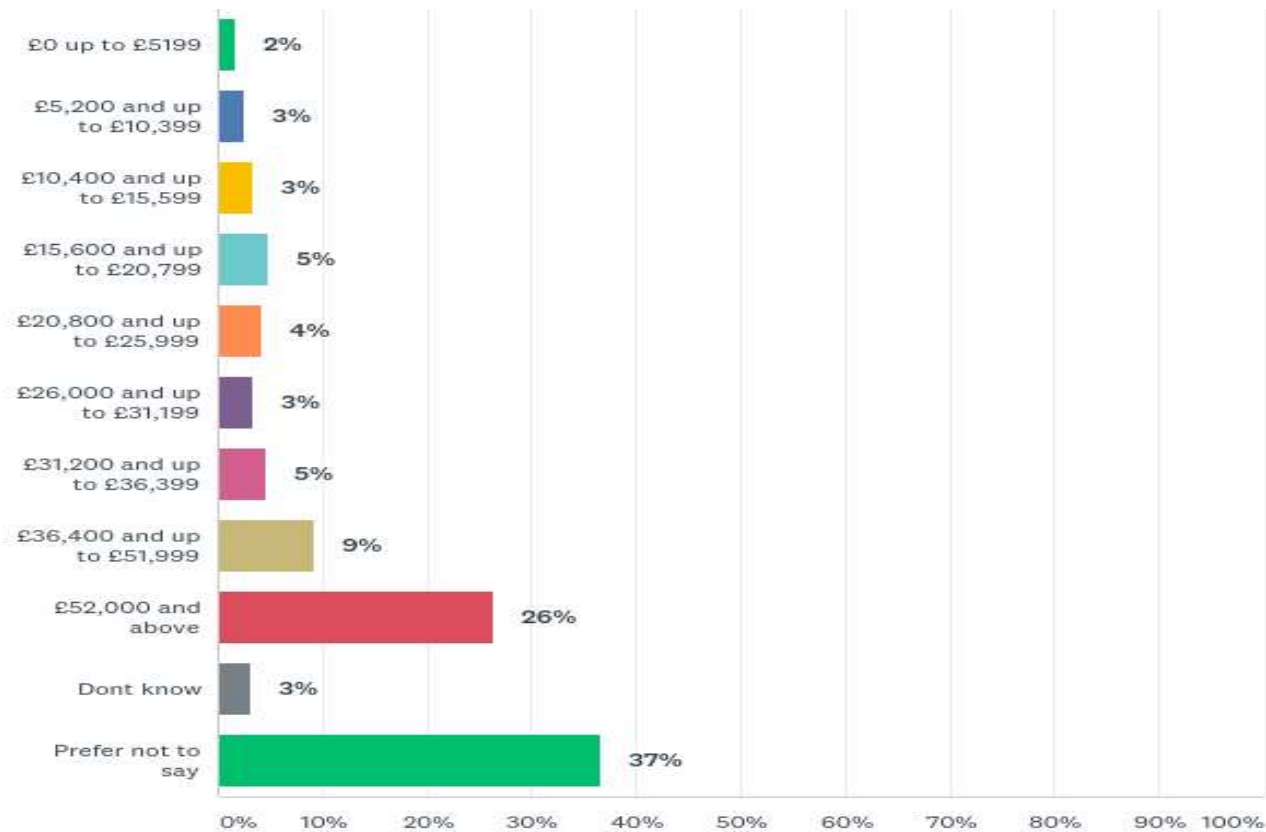
---

Answered: 594 Skipped: 99

ANSWER CHOICES	RESPONSES	
Yes - limited a lot	6%	37
Yes - limited a little	12%	72
No	81%	484
TOTAL		594

## Q14: What is your total yearly household gross income (i.e. before tax deductions)?

Answered: 590 Skipped: 103



## Q14: What is your total yearly household gross income (i.e. before tax deductions)?

Answered: 590 Skipped: 103

ANSWER CHOICES	RESPONSES	
£0 up to £5199	2%	10
£5,200 and up to £10,399	3%	15
£10,400 and up to £15,599	3%	20
£15,600 and up to £20,799	5%	28
£20,800 and up to £25,999	4%	25
£26,000 and up to £31,199	3%	20
£31,200 and up to £36,399	5%	27
£36,400 and up to £51,999	9%	54
£52,000 and above	26%	156
Dont know	3%	19
Prefer not to say	37%	216
<b>TOTAL</b>		<b>590</b>