

Budget Management 2018/19

Period 4 (End of July)



Budget Monitoring Summary

Revenue

The budget for 2018/19 of **£9.749 million** was approved by Council on 20 February 2018. The latest budget which includes approved carry forwards from 2017/18 of £0.461 million totals **£10.210 million**.

The forecast outturn at period 4 (July) provided by the services is now estimated to be **£10.427million**. This gives an adverse variance when compared to the latest budget of **£0.0217 million**. Services have identified that the significant contributors to this variance as:

		£
1	Kerbside recycling Significant increase costs associated with the processing of mixed dry recycles.	150,000
2.	Homelessness Reduction in the costs of temporary accommodation	(90,980)
3.	Miscellaneous Properties Backdated rental income from Community Halls in Rickmansworth	(42,000)
4.	Licensing Reduced income this year as the budget set did not fully account for those licences which although paid in the current year, cover either a three or five year period. To reflect the underlying service provided these must be allocated to the year the income relates to.	45,000
5.	Hertfordshire Building Control This relates to a saving based on the new sharing agreement, signed by all seven Local Authorities in April 2018.	(63,070)
6.	Parking Income Shortfall due to the delay in the implementation of the new parking regime	200,000
7	Insurance Higher costs due to increases in insurance premiums as a result of Ministry of Justice changes to the 'discount rate'. In addition, the Insurance Premium tax levied by the Government has increased by 2% in 2018/19.	50,260
8.	Garages & Shops Additional income following rent review and the recovery of backdated rent and additional income from shops due to the phasing of SOI where shop rents have continued longer than anticipated.	(200,000)
9.	Three Rivers House Increased rental income on the lower ground floor of Three Rivers House	(33,000)
10.	ICT Lower telephony costs due to the reduction in the number of telephone circuits required.	(25,000)
11.	Leisure Venues (Leisure Management Contract) At its meeting on 19 March 2018 Council approved to award the contract to SLM for the Leisure Facilities Management Contract from 1 July 2018. (Minute No. CL83/17 refers). In 2018/19 there is the additional cost of borrowing (£81,180) and the revised management fee (£137,000). The management fee will appear as a service variance against Leisure, Environment and Community Committee, whilst the cost of borrowing will appear as a corporate variance against the Policy and Resources Committee. In addition, at its meeting on 17 July 2018, Council resolved to place a moratorium on changes to the existing sports hall at the William Penn Leisure Centre for a 12 month period. Because of the contract form this will feed through as an additional reduction in the management fee of £70k in 2019/20. The management fee has therefore been realigned with a payment by the Council in this year and next and payments to the Council in all future years.	218,180
	Other Variances	7,560
	Total Revenue Variances	216,950

Capital

The capital budget approved by Council on 20 February 2018 is **£39.144 million**. The latest budget which includes approved rephasing from 2017/18 of £1.860 million totals **£41.004 million**.

The forecast outturn at period 4 (July) provided by the services is now estimated to be **£41.220 million**. This gives an adverse variance when compared to the latest budget of **£0.216 million**.

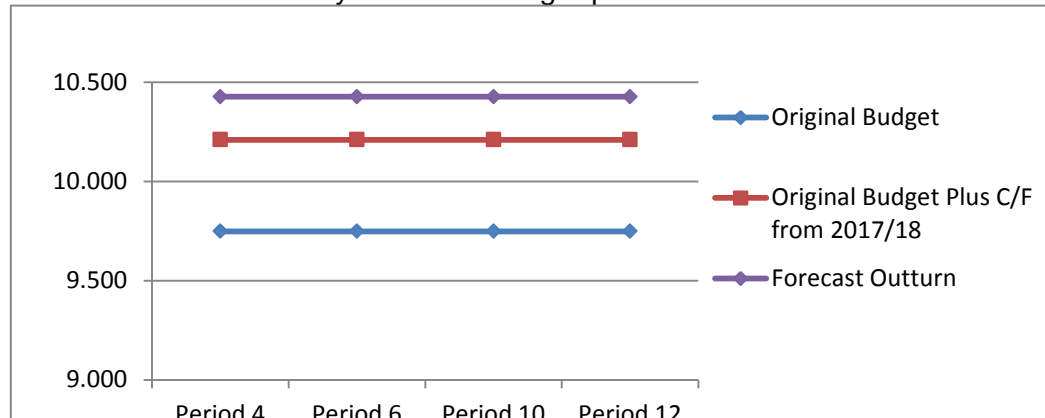
The significant contributors to this variance are shown in the table below. Full details of all variances can be found in **Appendix 4**.

		£
1.	Watersmeet Refurbishment Toilets Work now scheduled to commence in August 2019.	(24,100)
2.	Controlled Parking Although the Croxley Green parking review is progressing, it is expected to be implemented in spring 2019.	(35,000)
3.	Leisure Management Contract See item 11 in the revenue table above. The variance shows the increase from the original budget of £8.600 million to £10.073 million. This consists of £9.073 million for the South Oxhey Leisure facility Design, Build, Operate and Maintain (DBOM) project financed by borrowing and £1.000 million required for the refurbishment of the William Penn Leisure Centre and the Rickmansworth Golf Course to be funded separately.	1,472,880
	Temporary Accommodation Rickmansworth & Other Sites Rephasing of expenditure on Other Sites (ex-garages) offset by additional contract costs on the Rickmansworth site.	(1,218,440)
	Other Minor Variances	21,230
	Totals Capital Variance.	216,570

1.0 Revenue Budget

1.1 The Council's latest approved budget is **£10.210 million**. The forecast outturn is now estimated to be **£10.427 million** which results in an unfavourable variance of **£0.217 million**.

1.2 The trend over the financial year 2018/19 is plotted on the graph below. The forecast outturn should be compared with the original budget plus the carry forwards from 2017/18 as this is essentially the starting point for the 2018/19 working budget.



1.3 The table below compares the latest budget to the forecast outturn and shows the variance against each Committee. It also shows the spend to date up to the end of July (Period 4). The figures relate to costs and incomes within each Committee.

2018/19 Revenue Account – General Fund Summary					
		(A)		(B)	(B – A)
Committee	Original Budget	Latest Budget	Net Spend to Period 4	Forecast Outturn	Outturn Variance
	£000	£000	£000	£000	£000
Leisure, Environment and Community	4,358	4,376	801	4,710	334
Infrastructure, Housing and Economic Development	1,101	1,456	(94)	1,499	43
Policy & Resources	4,290	4,378	2,484	4,218	(160)
Net General Fund	9,749	10,210	3,191	10,427	217

1.4 Each Committee's revenue medium term financial plan which incorporates comments by Officers is shown **Appendix 1**.

1.5 The detail of comparing latest budget to the forecast outturn together with an explanation of the variances by committee is shown in **Appendix 2**. Committee's with significant variances are provided in the narratives below;

1.6 Leisure, Environment & Community

Leisure Venues- £137,000 - At its meeting on 19 March 2018 the Policy & Resources Committee recommended to Council to award SLM the Leisure Facilities Management Contract from 1 July 2018. The associated revenue implications which included the annual management fee and the costs of externally borrowing to fund the redevelopment of the Leisure Centre at South Oxhey were shown in Appendix 1 of the report. (Minute No. PR88/17 refers). This was subsequently approved by Council at their meeting on the 19 March 2018 (Minute No. CL83/17 refers). In addition, at its meeting on 17 July 2018,

Council resolved to place a moratorium on changes to the existing sports hall at the William Penn Leisure Centre for a 12 month period. The management fee has therefore been realigned with a payment by the Council in this year and next and payments to the Council in all future years.

This is the first opportunity to include all the financial implications above into the Council's Medium term Financial Plan. The variance shown includes the original cost of borrowing (£81,180) and the revised management fee (£137,000) taking into account the moratorium on changes to the existing sports hall at the William Penn Leisure Centre. **Appendix 3** shows the financial implications of the decisions made over the life of the contract (20 years)

Recycling Kerbside- £150,000- There has been a significant increase in costs associated with processing mixed dry recycles. This is largely due to a change in policy of China's import restrictions. Although the price of mixed recyclables is starting to recover, there will be a significant shortfall in 2018/19 and likely to be for future years. The costs are being monitored closely. All Districts within the County are in a similar position. There is a strong probability that that further budget increases will be required for dry recyclable materials.

Licenses- £45,000- Following deregulation the duration of licences and costs changed to 3 years for drivers and 5 years for operators. As a result, TRDC has to account for licence income in the years it relates to. It is envisaged that there is likely to be a decline in numbers of private hire driver licenses with competition from companies like Uber and the potential amalgamation of smaller operators into much larger firms.

1.7 **Infrastructure, Housing & Economic Development.**

Homelessness- (£90,890) - Reduction in the costs of temporary accommodation provision of due to acquiring more cost effective alternatives both inside and outside the District.

Hertfordshire Building Control (HBC) - (£63,070) - The Local Authorities in the HBC consortium have signed a new sharing agreement in April 2018.

Parking Income: - £200,000. Shortfall in income following the delayed implementation of the new parking measures.

1.8 **Policy and Resources**

Garages and Shops (£215,000) - Increased shop income of (£50,000) following the rent review and recovery of back dated rent. A further (£10,000) of additional income is expected due to garage void rates being lower than anticipated. Reduction in spend of (£5,000) due to lower business rates payable due to the development work in South Oxhey.

There is also additional rental income of (£150,000) relating to phasing of the SOI, where shop rents have continued longer than anticipated. It is now predicted that rental income will cease from the North Block in November 2018 and from the South Block at the end of 2019/20, these have been built into the forecast outturn.

Three Rivers House (£33,000) - Increased income from the rental of the lower ground floor of Three Rivers House to an accounting firm.

ICT (£25,000) - Lower telephony costs due to the reduction in the number of telephone circuits required.

Insurance £50,260 - Increased insurance costs as a result of significant increases in premiums for 2018/19 due to Ministry of Justice changes to the 'discount rate'. This is significant and means compensation award levels for long term injuries and fatal accidents are likely to increase dramatically. Insurers pass on the potential increases. Insurance Premium Tax (IPT), levied by HM Government has increased by 2% across all policies.

Miscellaneous Properties (£32,000) - Additional income of (£42,000) following a review of rental terms and conditions. This is partially offset by £10,000 additional spend due to the refurbishment of temporary accommodation properties in South Oxhey.

Asset Management £15,000- Increased spend on agency staff used to cover vacant posts.

Interest Paid (cost of borrowing) - £81,180 – This reflects the cost of external borrowing to fund the redevelopment of the leisure facility at South Oxhey (£9.073 million) as part of

the new Leisure Management contract. This was approved by Council at their meeting on the 19 March 2018 (Minute No. CL83/17 refers).

- 1.9 The effect of the variances on the Council's general fund balance over the medium term (2018/19 – 2020/21) is shown in the table below.

Movement on General Fund	2018/19 Latest budget (including carry forwards)	2018/19	2019/20	2020/21
	£'000	£000	£000	£000
Balance at 1 April	(4,343)	(4,343)	(4,345)	(3,889)
(Surplus)/deficit	(218)	(2)	456	444
Balance at 31 March	(4,561)	(4,345)	(3,889)	(3,445)

A prudent minimum balance of not less than £2 million is considered appropriate

- 1.10 A full list of reserve balances for 2018/19 is shown at **Appendix 8**

2.0 Capital Programme

- 2.1 The Council's capital programme has been designed to support and enhance its core services.
- 2.2 The latest Capital budget including rephasing from 2018/19 is **£41.004 million**. The forecast outturn for capital expenditure by Services at Period 4 is **£41.220 million**. This provides a variance of **£0.216 million**. This is analysed as;

Reason	£000
Agreed increased budget	1,492,910
Rephasing	(1,276,340)
Total	216,570

- 2.3 The impact on each Committee is shown below;

2.4 Infrastructure, Housing & Economic Development

Paladin Bins- £15,000 required for the purchase of 48 new 1100 litre bins to supply the new development of South Oxhey.

Domestic waste bins and boxes- £5,000 required to purchase new bins for new residential developments as well as for trade waste customers. There is a rolling programme for the replacement of bins.

Temporary Accommodation – Rickmansworth and Other Sites – (£1,218,440)

Construction work at Bowring Green & Ashridge Drive (South Oxhey) and The Queens Drive (Mill End) are not expected to commence until spring/summer 2019. Additional funds are required to complete the Rickmansworth scheme and fund the costs of the planning challenge. The consented scheme has been evaluated as 760m² an increase of some 62% on floor area with a total budget requirement of £1.98m. In order to manage the additional costs of the Rickmansworth scheme it is proposed to combine the two budgets and manage the overall costs within the combined budget in the current year.

2.5 Leisure, Environment & Community

Leisure Facility South Oxhey - £1,472,880 -A report was received at the Policy and Resources Committee at their meeting on 19 March 2018 and it was resolved to increase the funding from £8.600 million to £10.073 million. This consists of £9.073 million being the capital required by the Preferred Bidder, SLM, for the South Oxhey Leisure facility Design,

Build, Operate and Maintain (DBOM) project, funded by borrowing, and £1.000 million required for the refurbishment of William Penn Leisure Centre and Rickmansworth Golf Course. (Minute No. PR88/17 refers), funded separately from other capital resources. This was subsequently approved by Council at their meeting on the 19 March 2018 (Minute No. CL83/17 refers). In addition, at its meeting on 17 July 2018, Council resolved to place a moratorium on changes to the existing sports hall at the William Penn Leisure Centre for a 12 month period.

Watersmeet toilet refurbishment- (£24,100) - rephasing of budgets from 2018/19 into 2019 due to scheduling conflicts between the contractor and Watersmeet. Works are now scheduled to commence in late July / August 2019.

- 2.6 The table below shows the 2018/19 Capital Programme budget, forecast outturn, spend to date and variance for each service committee for period 4.

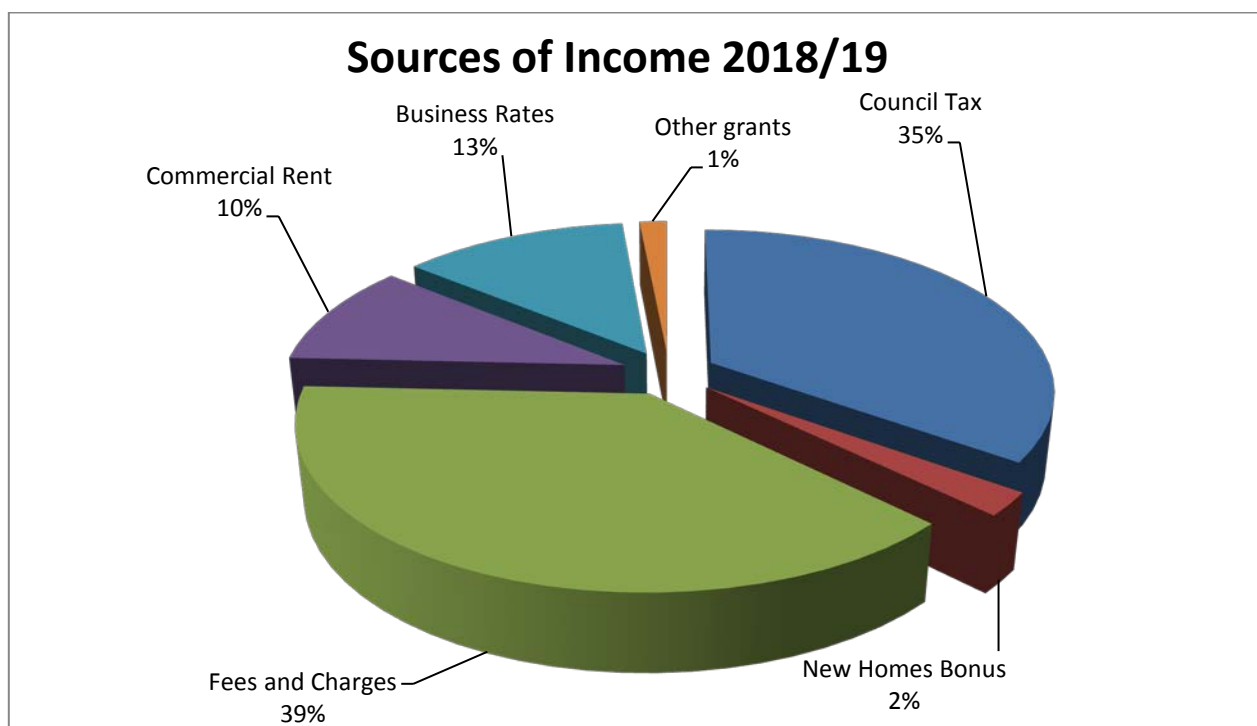
Committee	Original Budget £000	Latest Budget £000	Spend to P4 £000	Forecast Outturn £000	Outturn Variance £000
Leisure, Environment and Community	3,239	4,005	208	5,001	996
Infrastructure, Housing and Economic Development	3,393	4,898	247	3,644	(1,254)
Policy & Resources	1,411	1,708	74	1,709	1
Total Service	8,043	10,611	529	10,354	(257)
<i>South Oxhey Initiative</i>	<i>3,172</i>	<i>3,565</i>	<i>541</i>	<i>3,565</i>	<i>0</i>
<i>Property Investment</i>	<i>19,329</i>	<i>18,228</i>	<i>8,239</i>	<i>18,228</i>	<i>0</i>
<i>Leisure Facility at South Oxhey</i>	<i>8,600</i>	<i>8,600</i>	<i>0</i>	<i>9,073</i>	<i>473</i>
Total Capital	39,144	41,004	9,309	41,220	216

- 2.7 As at the end of period 4, services have spent a total of £9.309 million against a latest budget of £41,004 million. This represents **23% of the budget**. The total spend to date includes the sum of £8.239 million which relates to the purchase of properties via the Property Investment Board. Excluding the major schemes, services have spent £0.529 million on 5% of the latest budget.
- 2.8 Service accountants have met with budget holders who have confirmed that budgets will be spent by the end of the financial year; this will be monitored at future budget reports and any additional re-phasing will be identified as they become known.
- 2.9 The Council's Medium Term Capital Investment Programme is shown by scheme by each Committee at **Appendix 4** this includes commentary from officers. The reasons for the variance on each scheme reported for this period are shown at **Appendix 5**.
- 2.10 The capital programme is mainly supported by three income streams; capital receipts (derived from the sales of assets), grants and contributions, and the use of reserves. Services can also make a contribution to capital from surplus revenue funds if needed. In addition the Council may prudentially borrow to fund its capital programme. Decisions on borrowing (amount and duration) will be taken when the need arises. Funding of the capital investment programme over the medium term is shown at **Appendix 6**.
- 2.11 At its meeting on 17 July 2018, Council gave approval to PIB to borrow to fund two loans to local RSLs in support of housing development. These are expected to be entered into in 2018/19.

3.0 Council Income

- 3.1 The Council is able to fund the provision of services from an array of income sources. The Council receives income from the Government in the form of grants, Council tax payments from residents and from customers who pay a fee or charge for using some specific council services. The budgeted income (excluding housing benefits grant from central government) total for 2018/19 is £24.0 million. The two biggest sources of income are council tax and fees & charges. From 2019/20, the Council does not expect to receive any Revenue Support Grant from central government.

3.2 The chart below shows the amount of income for each source as a percentage of total income.



3.3 The table below shows the significant sources of income for chargeable services. It should be noted that the income receivable from the Planning Services and Parking Enforcement are not linear and are subject to peaks and troughs throughout the financial year. Under Environmental Protection services, trade waste is invoiced to customers half yearly in April and October and garden waste for existing customers is charged for in one instalment at the beginning of the financial year. Property Investment income relates to rents received from the acquisition of commercial property through the Council's Property Investment Board (PIB).

Service	Income Stream	2018/19 Latest Budget £	2018/19 Actual to end of July £	% of Income received	2018/19 Forecast Outturn £
Planning	Application Fees	(683,100)	(196,357)	29%	(683,100)
Parking	Penalty Charge Notices	(120,000)	(42,146)	35%	(100,000)
	Pay and Display	(320,650)	(61,350)	19%	(140,650)
Environmental Protection	Trade Refuse	(588,020)	(268,284)	46%	(598,020)
	Garden Waste	(958,000)	(957,432)	99%	(958,000)
Property Services	Property Investment	(1,000,000)	0	0	(1,000,000)
	Garages	(952,920)	(333,980)	35%	(962,920)

3.4 Further details on the Council's key budget indicators for revenue service income streams (including volumes and trends) are shown at **Appendix 7**.

4.0 Debtors (invoicing)

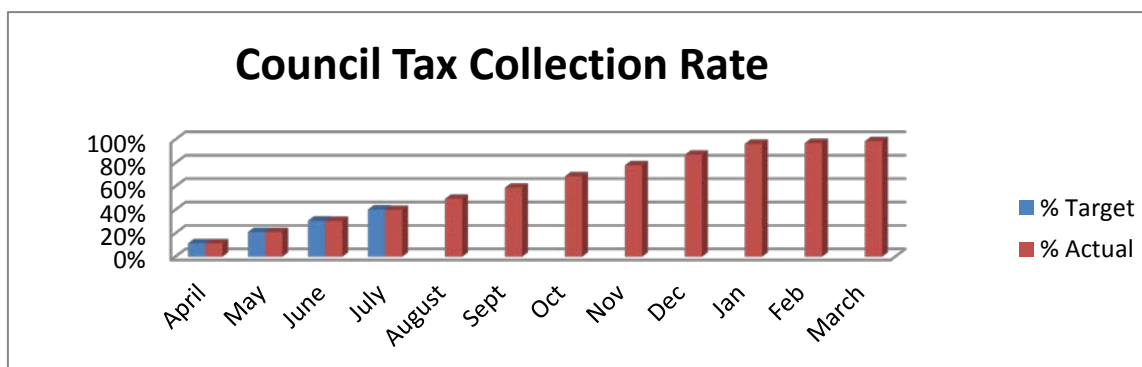
4.1 The Council charges its customers for various services by raising debtor invoices. The customer is given 21 days to pay and unless there is a dispute, a reminder is issued. If the debt remains outstanding, then a variety of recovery methods are employed including rearranging the payment terms, stopping the provision of the service or pursuing the debt through legal recovery processes.

4.2 As at 31 July 2018, the total outstanding debt was £428,219 equivalent to less than 2% of total income. £332,700 is less than a month old and therefore it is anticipated that this will be recovered. Outstanding debt over a year old is £59,356 (13.8% of the total debt) which relates to unpaid rent on commercial properties and temporary accommodation. The table below shows a summary of the outstanding debt by the three main aged categories.

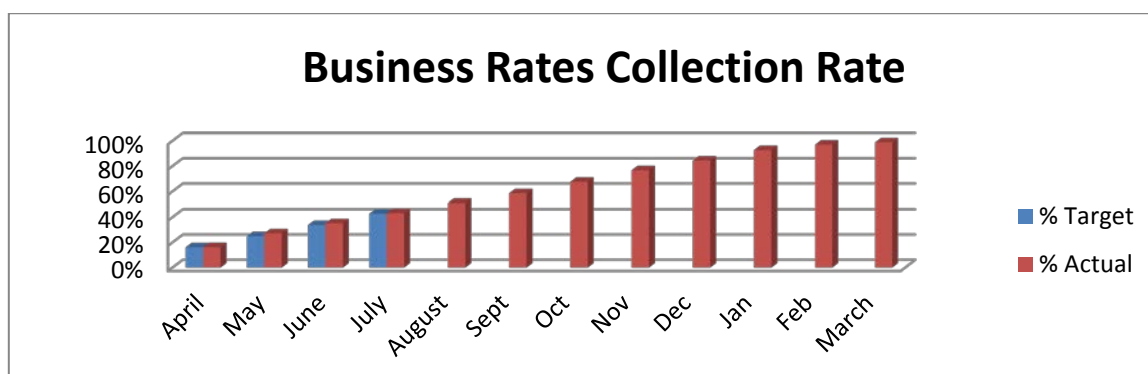
Aged debt as at the end of July 2018	Services	Under 1 Month	Over 1 Month to year	Over a year	Total
Committee		£	£	£	£
Leisure, Environment and Community	Leisure	4,547		0	4,597
	Environmental Services	122,715	4,893	2,250	129,858
	Community Safety	2,465	0	0	2,465
Infrastructure, Housing and Economic Development	Housing	15,270	23,155	18,093	56,518
	Regeneration	78,468	0	1,783	80,251
	Licencing & Permits	2,342	0	0	2,342
Policy & Resources	Legal & Property	74,512	7,115	28,031	109,658
	Revenues & Benefits	32,381	1,000	9,199	42,580
Total		332,700	36,163	59,356	428,219

5.0 Council Tax and Business Rates Collection

5.1 Council Tax. The Council's performance in the collection of Council Tax can be seen in the following chart. It shows the collection percentage to date together with the target for the year. The actual income collected as at 31 July 2018 is in line with the profiled expectation for this point in the year.



5.2 Business Rates. The Council's performance for business rate collection is shown in the following chart. It shows the collection percentage to date together with the target for the year. The actual income collected as at the 31 July 2018 is slightly lower compared to the profiled expectation for this point in the year.



6.0 Treasury Management

- 6.1 The interest earned on the investments made by the Council supports the funding of the services it provides. The target rate for earning interest rate is set at 12 basis points (bps) above the average bank rate currently 50 bps, making the target 62 bps for the year. Up to the end of July, the average annualised interest rate earned on investments was 48 bps.
- 6.2 The Council set a target of £70,000 on investment interest for 2018/19. The Bank of England have announced an increase in interest rates of 0.25 bps from the 2nd of August, however, the Council is scheduled to redeem a proportion of its current investments to fund Capital acquisitions to increase the property portfolio, thereby reducing the balance available for traditional investments. This would decrease the interest rate received overall. At the moment it's too soon to tell what the overall interest received in the year will be.

7.0 Key Risk Areas

- 7.1 Resources are allocated in the revenue and capital budgets to support the achievement of The Council's corporate plan. The Council's budget is exposed to risks that can potentially Impact on service level provision.
- 7.2 A particular budget risk which the Council is exposed to is its statutory duty to provide temporary accommodation to the homeless families. The demand on this service has been increasing over the last few years and in order to meet the demand, the Council previously agreed to increase its budget for temporary accommodation by £0.300 million pa from 2016/17. There are also additional costs of fulfilling the Council's statutory obligations regarding the Homeless Reduction Act 2017. As at the end of July officers are forecasting a reduction in projected spend due to reduced demand for temporary accommodation of £90k as the previously predicted rise in the number cases did not materialise. Other factors contributing to this reduced spend include the acquisition of during the year of properties at South Oxhey which has led to a reduction in payments to private landlords. In addition, provision of some temporary accommodation spaces outside the district has led to more cost effective service options.
- 7.3 The Environmental Service has advised of a need for a budget increase for kerbside recycling as expected cost are significantly higher than previously budgeted for. This is due to a change in position of China's import restrictions. Without the increase in budget there will be a significant shortfall in 2018/19 and also future years. There is an increased risk that further budget increases will be required to cover the cost of dry recyclable materials.
- 7.4 Parking Services Income – the forecast outturn has been adjusted by £200k in the current year to reflect the delay in the implementation of the new parking measures. This will continued to be regularly monitored throughout the year.
- 7.5 Trees and Landscapes: - There is a potential claim for damage to a building for refusal of Tree Preservation Order (TPO) consent to fell a tree. The details have not been confirmed as yet, however, the Council's procedures have been reviewed to avoid such claims in future and the Constitution has been updated as a result of report to Council.
- 7.6 The Council has a target income budget of £1.000 million for the return on its property investments. The table below how this target is being achieved.

Scheme Name	Income 2018/19 £000
Grapevine	(107)
Nottingham	(176)
Norwich	(254)
Lincoln Drive	(135)
South Oxhey Initiative Commercial units & Ex Thrive Properties	(338)
TOTAL	(1,010)

- 7.7 Key financial risks are shown at **Appendix 9** together with a risk matrix that shows the likelihood and impact of each risk if they were to materialise.

APPENDICES

- Appendix 1 Medium term revenue budget by cost centre by Committee (2018-2021)
- Appendix 2 Explanations of revenue variances reported this Period
- Appendix 3 Leisure Management Contract DBOM costing & payback
- Appendix 4 Medium term capital investment programme (2018-2021)
- Appendix 5 Explanations of capital variances reported this Period
- Appendix 6 Funding the capital programme (2018-2021)
- Appendix 7 Key budget indicators – Income streams
- Appendix 8 Reserves
- Appendix 9 Budgetary risks

Medium Term Revenue Budget by Committee

Leisure, Environment & Community										
<i>Community Safety & Partnership</i>	Original Budget 2018/19 £	Latest Budget 2018/19 £	Approved Carry forward from 2017/18	Latest Budget 2018/19 Including Carry Forwards £	Spend to Date £	Variences £	Forecast Outturn £	Forecast 2019/20 £	Forecast 2020/21 £	Comments
Community Safety	188,020	188,020	0	188,020	(32,152)	0	188,020	189,940	186,740	Additional income reflects external funding held on behalf of the Community Safety Partnership for specific projects being delivered in the current year and beyond but invoices are received over the year. In addition we have committed £57k of council funds for PCSOs and have been invoiced for one quarter so far in arrears.
Citizens Advice Bureaux	303,340	303,340	0	303,340	257,340	0	303,340	303,340	303,340	Grant paid at the beginning of the year
Community Development	7,500	7,500	0	7,500	(11,045)	(3,000)	4,500	4,500	4,500	Income is held on behalf of the local strategic partnership by the Council and is not Council budget. This funding has been allocated to projects that have yet to provide invoicing to the Council. Variance of £3k reflects the transfer of Youth Council budget from Community Development to Leisure Services
Communication	122,710	122,710	0	122,710	33,216	(2,000)	120,710	122,650	124,750	Variance is due to reduced Spend on printing and stationary budgets
Community Partnerships	176,790	176,790	0	176,790	59,473	0	176,790	179,920	183,150	
Public Conveniences	4,200	4,200	0	4,200	0	0	4,200	4,200	4,200	
Environmental Health - Commercial Team	206,490	206,490	0	206,490	11,596	0	206,490	209,850	213,350	Current salary underspend due to working with 2.8FTEs instead of 3.5FTEs. No current temporary staff budget but this cost will remain due to absence of permanent staff. In August 2018 the manager of the service will reduce hours to 0.5FTE, however, a Project Manager will need to be employed to consider succession planning of the service.
Environmental Health - Residential Team	95,690	95,690	0	95,690	29,738	0	95,690	100,900	104,680	
Licensing	(193,580)	(193,580)	0	(193,580)	(64,359)	45,000	(148,580)	(155,760)	(154,040)	£35k is as a result of Deregulation in which changed the duration of licences and licence costs. Pre requisites to hold a taxi licence are also more stringent and more costly with more changes imminent. Competition has increased by companies such as UBER and the amalgamation of smaller operators into much larger firms. £10k income variance is expected for premises licences as income, and lower than expected forecast
Community & Leisure Grant	40,000	40,000	0	40,000	2,720	0	40,000	40,000	40,000	
Total	951,160	951,160	0	951,160	286,527	40,000	991,160	999,540	1,010,670	

<i>Leisure</i>	Original Budget 2018/19 £	Latest Budget 2018/19 £	Approved Carry forward from 2017/18	Latest Budget 2018/19 Including Carry Forwards £	Spend to Date £	Variances £	Forecast Outturn £	Forecast 2019/20 £	Forecast 2020/21 £	Comments
Abbots Langley project	40,210	40,210	0	40,210	(13,223)	0	40,210	40,600	40,600	Income reflects a grant from Watford Community Housing which is yet to be spent
Leisure S106 projects	0	0	0	0	8,360	0	0	0	0	To be funded from S106
Community Arts	11,910	11,910	0	11,910	1,911	0	11,910	11,910	11,910	
Watersmeet-General	19,285	19,285	0	19,285	(18,837)	0	19,285	30,185	34,335	Watersmeet budgets to be realigned following a review by service manager. This has no effect on the budgets.
Watersmeet-Entertainments	(9,260)	(9,260)	0	(9,260)	(8,706)	0	(9,260)	(8,660)	(8,070)	
Leavesden YMCA	(35,000)	(35,000)	0	(35,000)	(8,750)	0	(35,000)	(35,000)	(35,000)	Income is received quarterly.
Active Community Development Fund	43,540	43,540	0	43,540	10,002	0	43,540	43,400	43,400	
Oxhey Hall	(3,000)	(3,000)	0	(3,000)	(1,500)	0	(3,000)	(3,000)	(3,000)	
Trees And Landscapes	395,910	395,910	17,290	413,200	70,360	0	413,200	401,000	406,360	There is a potential claim of up to £120,000 for damage to a building as a result of refusal of Tree Preservation Order (TPO) consent to fell a tree. Full details are yet to be confirmed as yet. This has been highlighted as a risk.
Museum	(700)	(700)	0	(700)	(700)	0	(700)	(700)	(700)	
Playing Fields & Open Spaces	49,025	49,025	0	49,025	21,150	0	49,025	48,385	48,385	
Play Rangers	46,790	46,790	0	46,790	15,398	0	46,790	47,740	48,740	
Aquadrome	8,090	8,090	0	8,090	16,524	0	8,090	7,390	7,390	
Leisure Venues	16,320	16,320	0	16,320	9,715	137,000	153,320	44,790	(316,000)	Variance is due to the revised management fees for the new Leisure Management Contract which now takes into account the moratorium on changes to the existing sports hall at the William Penn Leisure Centre
Leisure Development	269,630	269,630	0	269,630	84,025	3,000	272,630	278,790	284,080	Youth Council budget transferred from Community Development to Leisure Services
Play Development - Play schemes	66,270	66,270	0	66,270	(12,916)	0	66,270	65,450	65,450	Income received in advance of commencement of play schemes.
Sports Development-Sports Projects	25,340	25,340	0	25,340	2,578	0	25,340	25,340	25,340	
Croxley Green Skateboard Park	20,430	20,430	0	20,430	2,836	0	20,430	20,430	20,430	
Leisure & Community Services	149,530	149,530	0	149,530	36,803	0	149,530	153,090	169,030	
Grounds Maintenance	646,460	646,460	0	646,460	217,753	1,160	647,620	657,400	680,830	Annual uplift to the vehicle maintenance contract- using the June RP1 of 3.37%
Total	1,760,780	1,760,780	17,290	1,778,070	420,390	141,160	1,919,230	1,828,540	1,523,510	

<i>Environmental Services</i>	Original Budget 2018/19 £	Latest Budget 2018/19 £	Approved Carry forward from 2017/18	Latest Budget 2018/19 Including Carry Forwards £	Spend to Date £	Variances £	Forecast Outturn £	Forecast 2019/20 £	Forecast 2020/21 £	Comments
Sewerage	(40)	(40)	0	(40)	0	0	(40)	(40)	(40)	
Refuse Domestic	(17,520)	(17,520)	0	(17,520)	(1,214)	0	(17,520)	(15,380)	(15,380)	
Refuse Trade	(167,410)	(167,410)	0	(167,410)	(287,707)	(8,460)	(175,870)	(172,180)	(168,240)	Customers billed in April & October. Variance is due to £1540 increase as an annual uplift to the vehicle maintenance contract using June RPI of 3.37% . (£10k) additional income expected due to the redevelopment of the retail area in South Oxhey.
Recycling General	(15,910)	(15,910)	0	(15,910)	(2,946)	0	(15,910)	(15,910)	(15,910)	
Garden Waste	(902,000)	(902,000)	0	(902,000)	(938,283)	0	(902,000)	(926,600)	(926,600)	Garden waste invoices are raised to households in April.
Clinical Waste	(13,190)	(13,190)	0	(13,190)	(25,421)	0	(13,190)	(12,210)	(10,990)	Customers billed in April & October.
Recycling Kerbside	(588,990)	(588,990)	0	(588,990)	355,706	150,000	(438,990)	(420,990)	(420,990)	Income from Herts County for Alternative Finance Model (AFM) for Q1 is yet to be received. The reported variance is due significant increase in costs associated with the processing of mixed dry recycles at the kerbside. This is largely due to a change in position of China's import restrictions. Even though the price for mixed papers is starting to recover there will be a significant shortfall in budget for 2018/19 which is likely to continue into future years.
Abandoned Vehicles	750	750	0	750	(126)	0	750	750	750	
Pest Control	64,130	64,130	0	64,130	0	0	64,130	64,130	64,130	Invoices for Q1 have not yet been received from Watford Borough Council for the provision of this service
Environmental Maintenance	25,110	25,110	0	25,110	(11,239)	0	25,110	25,110	25,110	Income received in advance of weed spraying works
Animal Control	49,350	49,350	0	49,350	14,614	0	49,350	50,010	50,670	
Cemeteries	(167,890)	(167,890)	0	(167,890)	(66,410)	0	(167,890)	(167,890)	(167,890)	
Environmental Protection	378,400	378,400	0	378,400	121,711	0	378,400	391,940	403,010	
Depot-Batchworth	38,130	38,130	0	38,130	23,261	0	38,130	38,130	38,130	
Waste Management	2,469,390	2,469,390	0	2,469,390	769,490	10,420	2,479,810	2,509,770	2,550,280	Variance is due to annual uplift to the vehicle maintenance contract
Environmental Maintenance Contractor	493,930	493,930	0	493,930	143,786	1,440	495,370	504,550	513,560	Variance is due to annual uplift to the vehicle maintenance contract
Total	1,646,240	1,646,240	0	1,646,240	95,224	153,400	1,799,640	1,853,190	1,919,600	
Total Leisure Environment & Community	4,358,180	4,358,180	17,290	4,375,470	802,141	334,560	4,710,030	4,681,270	4,453,780	

Infrastructure Housing & Economic Development										
<i>Housing</i>	Original Budget 2018/19 £	Latest Budget 2018/19 £	Approved Carry forward from 2017/18	Latest Budget 2018/19 Including Carry Forwards £	Spend to Date £	Variances £	Forecast Outturn £	Forecast 2019/20 £	Forecast 2020/21 £	Comments
Housing Services Needs	359,340	359,340	0	359,340	113,367	0	359,340	387,990	397,310	
Rent Deposit Guarantee Scheme	5,110	5,110	0	5,110	0	0	5,110	5,110	5,110	
Herts Choice Homes	21,000	21,000	0	21,000	0	0	21,000	21,000	21,000	Expenditure is transferred at year end to cover contributions from TRDC towards Herts Choice Homes
Homelessness General Fund	(44,200)	(44,200)	77,300	33,100	(120,876)	(90,980)	(57,880)	209,200	209,200	Flexible homeless grant received in advance of spend and there is a reduction in payments to private sector landlords.
Housing Associations	(5,000)	(5,000)	0	(5,000)	0	0	(5,000)	(5,000)	(5,000)	Lease income for Wensum Court
Total	336,250	336,250	77,300	413,550	(7,509)	(90,980)	322,570	618,300	627,620	
<i>Infrastructure & Planning Policy</i>	Original Budget 2018/19 £	Latest Budget 2018/19 £	Approved Carry forward from 2017/18	Latest Budget 2018/19 Including Carry Forwards £	Spend to Date £	Variances £	Forecast Outturn £	Forecast 2019/20 £	Forecast 2020/21 £	Comments
Land & Property Information	4,100	4,100	0	4,100	(19,673)	(4,000)	100	6,220	8,530	Additional income due to the receipt of new burdens grant for property searches. Income variance is due to increased income from property naming.
Land Drainage	5,000	5,000	0	5,000	0	0	5,000	5,000	5,000	
Street Naming & Numbering	7,130	7,130	0	7,130	606	0	7,130	7,130	7,130	
Environmental Initiatives	47,470	47,470	0	47,470	415	0	47,470	47,470	47,470	
Development Management	115,240	115,240	99,710	214,950	(23,837)	0	214,950	118,870	140,180	
Director Community & Env Services	119,600	119,600	0	119,600	41,934	0	119,600	121,910	124,380	
Hertfordshire Building Control	6,440	6,440	0	6,440	(60,071)	(63,070)	(56,630)	(4,130)	(4,130)	Budget variance to reflect the new sharing agreement that was signed by all seven Local Authorities in April 2018
Total	304,980	304,980	99,710	404,690	(60,626)	(67,070)	337,620	302,470	328,560	

<i>Economic Development</i>	Original Budget 2018/19 £	Latest Budget 2018/19 £	Approved Carry forward from 2017/18	Latest Budget 2018/19 Including Carry Forwards £	Spend to Date £	Variances £	Forecast Outturn £	Forecast 2019/20 £	Forecast 2020/21 £	Comments
Fuel Voucher Scheme	3,500	3,500	0	3,500	0	0	3,500	3,500	3,500	
Parking & Street Enforcement	10,000	10,000	19,490	29,490	1,121	0	29,490	0	0	£10k journal transfer for works completed and will be subject to further journal transfers later in the year for backfill costs of staffing. These costs have been incurred already
Energy Efficiency	19,500	19,500	5,830	25,330	0	0	25,330	19,500	19,500	
Sustainability Projects	48,960	48,960	0	48,960	8,049	0	48,960	49,350	49,840	
Car Parking	(166,960)	(166,960)	0	(166,960)	(47,486)	200,000	33,040	(219,540)	(218,110)	Shortfall in parking income due to delay in the implementation of the parking measures .
Car Parking-Maintenance	80,350	80,350	0	80,350	64,016	0	80,350	80,350	80,350	
Dial A Ride	33,780	33,780	0	33,780	0	0	33,780	33,780	33,780	Outstanding HCC invoice from 17/18 requested. First invoice of 18/19 expected early October (invoiced every 6 months).
Cycling Strategy	26,000	26,000	47,930	73,930	(0)	(26,000)	47,930	0	0	In 17/18 a request was made to transfer the budgets, however, this should have only been a one off but was repeated for future years. Budget to be transferred back from Cycling Strategy to Better Buses.
Better Buses Fund	60,570	60,570	56,280	116,850	0	26,000	142,850	86,570	86,570	
Development Plans	344,390	344,390	48,430	392,820	(51,777)	0	392,820	350,730	358,310	The latest budget includes a carry forward of £48k for the district plan which will be spent throughout the year
Total	460,090	460,090	177,960	638,050	(26,077)	200,000	838,050	404,240	413,740	
Total Infrastructure Housing & Economic Development	1,101,320	1,101,320	354,970	1,456,290	(94,212)	41,950	1,498,240	1,325,010	1,369,920	

Policy & Resources										
Resources & Shared Services	Original Budget 2018/19 £	Latest Budget 2018/19 £	Approved Carry forward from 2017/18	Latest Budget 2018/19 Including Carry Forwards £	Spend to Date £	Variations £	Forecast Outturn £	Forecast 2019/20 £	Forecast 2020/21 £	Comments
Director Of Finance	64,540	64,540	0	64,540	25,394	0	64,540	66,930	69,450	WBC share is invoiced in arrear
Legal Practice	345,310	345,310	0	345,310	107,978	0	345,310	352,550	361,460	
Committee Administration	151,150	151,150	0	151,150	43,028	0	151,150	155,990	158,850	
Office Services	468,660	468,660	0	468,660	109,872	0	468,660	475,130	478,290	
Elections & Electoral Registration	123,070	123,070	0	123,070	37,322	0	123,070	125,440	127,960	
Finance Services	431,800	431,800	0	431,800	205,188	0	431,800	441,700	451,870	Q1 invoice to WBC is yet to be raised
Parliamentary Elections	0	0	0	0	28,769	0	0	0	0	Awaiting payment from Central Government
Revenues & Benefits Management	87,330	87,330	0	87,330	29,460	0	87,330	88,490	89,700	Q1 invoice to WBC is yet to be raised
Fraud	104,220	104,220	0	104,220	41,905	(7,000)	97,220	99,980	103,990	Variance is due to reduced spend on legal fees. Q1 invoice to WBC yet to be raised
Chief Executive	169,310	169,310	0	169,310	55,999	0	169,310	172,510	175,840	
Performance Mgt & Scrutiny	50,900	50,900	0	50,900	14,287	0	50,900	51,780	52,670	
Debt Recovery	190,770	190,770	0	190,770	174,334	0	190,770	194,590	195,210	Q1 invoice to WBC is yet to be raised
Three Rivers House	354,480	354,480	0	354,480	208,802	(33,000)	321,480	321,480	321,480	Rental income from accounting firm on the lower ground floor
Basing House	(4,650)	(4,650)	0	(4,650)	(280)	0	(4,650)	(10,650)	(10,650)	
Officers' Standby Holding Acct	6,140	6,140	0	6,140	0	0	6,140	6,140	6,140	
Finance Client	78,100	78,100	68,300	146,400	18,851	0	146,400	78,230	79,340	
ICT Client	747,560	747,560	0	747,560	107,053	(25,000)	722,560	722,600	722,600	Lower telephony costs due to the reduction in the number of telephone circuits required
Internal Audit Client	71,460	71,460	0	71,460	23,486	0	71,460	71,460	71,460	
Fraud Client	(2,910)	(2,910)	0	(2,910)	897	0	(2,910)	(2,910)	(2,910)	
Insurances	402,960	402,960	0	402,960	464,582	50,260	453,220	453,220	453,220	Significant increases in premiums for 18/19 due to Ministry of Justice changes to the 'discount rate'. This is significant and means compensation award levels for long term injuries and fatal accidents are likely to increase dramatically. This in turn means insurers need to pass on the potential increase. Also, Insurance Premium Tax (IPT), levied by HM Government has increased to 12% across all policies
Debt Recovery Client	(6,140)	(6,140)	20,000	13,860	(1,966)	0	13,860	(6,140)	(6,140)	
HR Client	325,160	325,160	0	325,160	55,556	0	325,160	329,740	329,740	Awaiting quarter 1 shared services invoice from Watford Borough Council.
Corporate Management	164,280	164,280	0	164,280	19,702	(10,000)	154,280	154,280	154,280	Reduced bank charges as a result of increased payments by direct debit
Democratic Representation	285,750	285,750	0	285,750	106,349	0	285,750	285,750	285,750	
Benefits & Allowances	741,550	741,550	0	741,550	485,696	0	741,550	753,120	764,590	

Resources & Shared Services	Original Budget 2018/19 £	Latest Budget 2018/19 £	Approved Carry forward from 2017/18	Latest Budget 2018/19 Including Carry Forwards £	Spend to Date £	Variations £	Forecast Outturn £	Forecast 2019/20 £	Forecast 2020/21 £	Comments
Benefits Client	(566,870)	(566,870)	0	(566,870)	(352,692)	0	(566,870)	(566,870)	(566,870)	This holds the housing benefits payments and recovery from DWP and further grants from DWP relating to the provision of benefits.
Council Tax Collection	319,220	319,220	0	319,220	134,923	0	319,220	324,180	328,220	
NNDR - Business Rates	32,270	32,270	0	32,270	91,901	0	32,270	32,850	33,910	
Council Tax Client	(186,140)	(186,140)	0	(186,140)	0	0	(186,140)	(186,140)	(186,140)	
NNDR Cost of Collection	(107,090)	(107,090)	0	(107,090)	(23,076)	0	(107,090)	(107,090)	(107,090)	
Register Of Electors	36,800	36,800	0	36,800	(28,017)	0	36,800	36,800	36,800	
District Elections	76,320	76,320	0	76,320	100,320	16,000	92,320	76,320	76,320	Increased staffing costs due to no economies of scale for sharing costs with County or Police and Crime Commissioner.
Customer Service Centre	810,410	810,410	0	810,410	254,899	0	810,410	845,670	873,540	Budget will be fully spent
Major Incident Planning	91,990	91,990	0	91,990	49,955	0	91,990	93,270	94,710	
Miscellaneous Income & Expenditure	267,832	267,832	0	267,832	189,206	0	267,832	167,957	67,959	
Non Distributed Costs - Pension deficit	236,000	236,000	0	236,000	233,588	0	236,000	236,000	236,000	
Miscellaneous Properties	(105,430)	(105,430)	0	(105,430)	(103,416)	(32,000)	(137,430)	(105,430)	(105,430)	(£40k) backdated rental income from St Johns Ambulance following a review of rental terms and conditions. (£2k) additional rental as a result of increased use of Barnlea Hall and £10k additional spend due to the refurbishment of temporary accommodation properties in South Oxhey.
Asset Management - Property	170,300	170,300	0	170,300	115,261	15,000	185,300	181,000	187,690	Increased spend on agency staff used to cover vacant posts
Garages & Shops Maintenance	(1,027,560)	(1,027,560)	0	(1,027,560)	(541,116)	(215,000)	(1,242,560)	(1,127,560)	(950,960)	(£50k) additional income for 2018/19 following a rent review and the recovery of backdated rent. (£5k) reduction in business rates payable as a result of development works in South Oxhey and an increased garage rent income of (£10k) due to void rates being lower than originally anticipated after the April rent increase and an additional (£150k) from shops due to the phasing of the SOI and shops rents continuing longer than anticipated.
Investment Properties	(1,000,000)	(1,000,000)	0	(1,000,000)	0	0	(1,000,000)	(1,000,000)	(1,000,000)	Income expected to be on target as properties have been acquired through PIB
Oxhey Drive	10,850	10,850	0	10,850	300	0	10,850	10,850	10,850	
Vacancy provision	(120,000)	(120,000)	0	(120,000)	0	0	(120,000)	(120,000)	(120,000)	This will be amended when the annual salary budget exercise is completed in November
Interest Paid	0	0	0	0	0	81,180	81,180	188,530	208,500	This is the cost of borrowing for the funding of the new Leisure facility at South Oxhey
Total Policy & Resources	4,289,702	4,289,702	88,300	4,378,002	2,484,298	(159,560)	4,218,442	4,361,747	4,552,199	
Total All Committees	9,749,202	9,749,202	460,560	10,209,762	3,192,228	216,950	10,426,712	10,368,027	10,375,899	

Explanation of Variances reported in this period - Revenue

APPENDIX 2

Leisure, Environment & Community					
Description	Main Group Heading	Details of Outturn Variances to Latest Approved Budget	2018/19 £	2019/20 £	2020/21 £
Community Development	Supplies & Services	Transfer of Youth Council budget to Leisure.	(3,000)	(3,000)	(3,000)
Communication	Supplies & Services	Reduced spend on printing and stationary budgets.	(2,000)	(2,000)	(2,000)
Licensing	Income	£35k is has a result of Deregulation which changed the duration of licences and licence costs. Pre requisites to hold a taxi licence are also more stringent and more costly with more changes imminent. It is likely that the Council may see a decline in numbers of private hire driver licences applied for. This has been exacerbated by companies such as UBER and the amalgamation of smaller operators into much larger firms. £10k income variance is expected for premises licence as income and lower than expected forecast which reflects previous years trend and previous outturn positions.	45,000	45,000	45,000
Leisure Venues	Income	At its meeting on 19 March 2018 the Policy & Resources Committee recommended to Council to award SLM the Leisure Facilities Management Contract from 1 July 2018. The associated revenue implications which included the annual management fee and the costs of externally borrowing to fund the redevelopment of the Leisure Centre at South Oxhey were shown in Appendix 1 of the report. (Minute No. PR88/17 refers). In addition, at its meeting on 17 July 2018, Council resolved to place a moratorium on changes to the existing sports hall at the William Penn Leisure Centre for a 12 month period. This variance is the revised management fees	137,000	28,470	(332,320)
Leisure Development	Supplies & Services	Youth Council budget transferred from Community Development to Leisure Services	3,000	3,000	3,000
Recycling Kerbside	Supplies & Services	The reported variance is due significant increase in costs associated with the processing of mixed dry recycles at the kerbside. This is largely due to a change in position of China's import restrictions. Even though the price for mixed papers is starting to recover there will be a significant shortfall in budget for 2018/19 and likely to be for future years.	150,000	168,000	168,000
Trade Refuse	Income	Additional income expected due to the redevelopment of the retail area in South Oxhey.	(10,000)	(10,000)	(10,000)
Grounds Maintenance	Transport	Annual uplift to the vehicle maintenance contract- using the June RP1 of 3.37%	1,540	2,050	2,050
Waste Management			1,160	1,550	1,550
Environmental Maintenance Contractor			10,420	13,880	13,880
			1,440	1,930	1,930
		TOTAL	334,560	248,880	(111,910)

Infrastructure Housing & Economic Development					
Description	Main Group Heading	Details of Outturn Variances to Latest Approved Budget	2018/19 £	2018/19 £	2019/20 £
Homelessness	Premises	Reduction in the costs of temporary accommodation	(90,980)	0	0
Land & Property	Income	Additional income from property naming	(4,000)	0	0
Hertfordshire Building Control	Income	Revised income following a signed agreement by the building control consortium which consists of 7 Local Authorities	(63,070)	(10,680)	(10,800)
Car Parking	Income	Reduced parking income due to the delay in implementation of new parking measures	200,000	0	0
Cycling Strategy	Supplies and Services	Transfer of budgets within the Transportation service	(26,000)	(26,000)	(26,000)
Better Buses			26,000	26,000	26,000
		TOTAL	41,950	(10,680)	(10,800)

Policy & Resources					
Description	Main Group Heading	Details of Outturn Variances to Latest Approved Budget	2018/19 £	2019/20 £	2020/21 £
Fraud	Supplies and Services	Reduced spend on legal fees	(7,000)	(7,000)	(7,000)
Three Rivers House	Income	Rental income from accounting firm on the lower ground floor	(33,000)	(33,000)	(33,000)
ICT Client	Supplies and Services	Lower telephony costs due to the reduction in the number of telephone circuits required	(25,000)	(25,000)	(25,000)
Insurances	Supplies and Services	Significant increases in premiums for 18/19 due to Ministry of Justice changes to the 'discount rate'. This is significant and means compensation award levels for long term injuries and fatal accidents are likely to increase dramatically. This in turn means insurers need to pass on the potential increase. Also, Insurance Premium Tax (IPT), levied by HM Government has increased to 12% across all policies	50,260	50,260	50,260
Corporate Management	Supplies and Services	Reduced bank charges as a result of increased direct debit payments	(10,000)	(10,000)	(10,000)
District Elections	Supplies and Services	Increased staffing costs due to no economies of scale for sharing costs with County or Police and Crime Commissioner.	16,000	0	0
Miscellaneous Properties	Income	Backdated rental income from Community Halls in Rickmansworth.	(42,000)	0	0
	Supplies and Services	£10k additional spend due to the refurbishment of temporary accommodation properties in South Oxhey.	10,000	0	0
Asset Management - Property	Employees	Increased spend on agency staff used to cover vacant posts.	15,000	0	0
Garages & Shops Maintenance	Income	Additional income for 2018/19 following due to rent reviews and the recovery of backdated rent totalling (£50,000) and additional income from shop rents in South Oxhey due to the phasing of the SOI of (£150k).	(200,000)	(100,000)	0
	Supplies and Services	Reduction in business rates payable as a result of development works in South Oxhey.	(5,000)	(5,000)	(5,000)
	Income	Increased garage rent income due to void rates being lower than originally anticipated after the April rent increase.	(10,000)	(10,000)	(10,000)
Interest Payable	Income	This is the cost of borrowing for funding the new Leisure Management Contract.	81,180	188,530	208,500
		TOTAL	(159,560)	48,790	168,760
		TOTAL Variances for Period 4 (July) 2018	216,950	286,990	46,050

Leisure Management Contract – DBOM Cost & payback

DBOM Costing & Payback - For Leisure Facility at South Oxhey and including a 12 month delay on the sports hall at William Penn												
The Council to borrow the funding for the DBOM Contract :	Payment	Revenue (Interest)	Capital	Mgt Fee Submitted	Balance after Financing	Year	Annualised Revenue			Annualised Capital		
based on a figure of £9.073 million at 2.42%	0	(9,073,000)					Management Fee	Interest on Borrowing	Total	Principal	Total	
	£	£	£	£	£		£	£	£	£	£	
Annual interest and capital repayments would be:	Year 1	284,766	108,247	176,520	182,665	467,431	2018/19	136,999	81,185	218,184	132,390	350,573
	Year 2	589,650	215,295	374,355	(22,929)	566,721	2019/20	28,470	188,533	217,002	324,896	541,898
	Year 3	589,650	206,235	383,414	(435,448)	154,202	2020/21	(332,318)	208,500	(123,818)	381,149	257,331
NB: PWLB annuity as at 8 March 2018 = 2.62%	Year 4	589,650	196,957	392,693	(735,445)	(145,795)	2021/22	(660,446)	199,276	(461,169)	390,373	(70,796)
The Council qualifies for 20 bps Certainty Rate discount	Year 5	589,650	187,454	402,196	(872,605)	(282,955)	2022/23	(838,315)	189,829	(648,486)	399,820	(248,665)
	Year 6	589,650	177,721	411,929	(855,566)	(265,916)	2023/24	(859,826)	180,154	(679,672)	409,496	(270,176)
	Year 7	589,650	167,752	421,898	(760,658)	(171,008)	2024/25	(784,385)	170,244	(614,141)	419,406	(194,735)
	Year 8	589,650	157,542	432,108	(752,550)	(162,900)	2025/26	(754,577)	160,094	(594,483)	429,555	(164,927)
	Year 9	589,650	147,085	442,565	(726,050)	(136,400)	2026/27	(732,675)	149,699	(582,976)	439,950	(143,025)
	Year 10	589,650	136,375	453,275	(806,947)	(217,297)	2027/28	(786,723)	139,052	(647,670)	450,597	(197,073)
	Year 11	589,650	125,406	464,244	(649,218)	(59,568)	2028/29	(688,650)	128,148	(560,502)	461,502	(99,001)
	Year 12	589,650	114,171	475,479	(641,801)	(52,151)	2029/30	(643,655)	116,980	(526,676)	472,670	(54,006)
	Year 13	589,650	102,664	486,985	(634,301)	(44,651)	2030/31	(636,176)	105,541	(530,635)	484,109	(46,526)
	Year 14	589,650	90,879	498,770	(648,801)	(59,151)	2031/32	(645,176)	93,826	(551,350)	495,824	(55,526)
	Year 15	589,650	78,809	510,841	(744,567)	(154,917)	2032/33	(720,626)	81,827	(638,799)	507,823	(130,976)
	Year 16	589,650	66,447	523,203	(823,087)	(233,437)	2033/34	(803,457)	69,537	(733,920)	520,112	(213,807)
	Year 17	589,650	53,785	535,864	(797,550)	(207,900)	2034/35	(803,934)	56,951	(746,984)	532,699	(214,285)
	Year 18	589,650	40,817	548,832	(826,550)	(236,900)	2035/36	(819,300)	44,059	(775,241)	545,590	(229,650)
	Year 19	589,650	27,536	562,114	(802,550)	(212,900)	2036/37	(808,550)	30,856	(777,694)	558,794	(218,900)
	Year 20	589,650	13,932	575,717	(861,847)	(272,197)	2037/38	(847,023)	17,333	(829,690)	572,316	(257,373)
					0	0	2038/39	(215,462)	3,483	(211,979)	143,929	(68,049)
Totals		11,488,107	2,415,107	9,073,000	(13,215,805)	(1,727,698)		(13,215,805)	2,415,107	(10,800,698)	9,073,000	(1,727,698)

Medium Term Capital Investment Programme

Leisure, Environment & Community										
<i>Community Safety & Partnership</i>	Original Budget 2018/19 £	Latest Budget 2018/19 £	Rephasing from 2017/18 £	Latest Budget Incl Rephasing from 2017/18 £	Spend to Date £	Variances £	Forecast Outturn £	Forecast 2019/20 £	Forecast 2020/21 £	Comments
Capital Grants & Loans	20,000	20,000	72,840	92,840	36,390	0	92,840	20,000	20,000	
Total	20,000	20,000	72,840	92,840	36,390	0	92,840	20,000	20,000	
Leisure										
<i>Leisure</i>	Original Budget 2018/19 £	Latest Budget 2018/19 £	Rephasing from 2017/18 £	Latest Budget Incl Rephasing from 2017/18 £	Spend to Date £	Variances £	Forecast Outturn £	Forecast 2019/20 £	Forecast 2020/21 £	Comments
Heritage & Tourism Initiative	20,000	20,000	9,320	29,320	18,518	0	29,320	0	0	Project on track - tenders received for Heritage Wildlife Centre (HWC) - work to both the HWC and Sculpture trail due to commence September/October . Restoration and hard landscaping currently out to tender. Manor House Grounds Skate Park planning application due to be submitted. This scheme is being funded from HLF, S106 and Abbots Langley Parish Council .
Countryside Management	10,000	10,000	0	10,000	0	0	10,000	10,000	10,000	All of the budget is due to be spent in 2018/19
Watersmeet Refurb Toilets	24,100	24,100	0	24,100	0	(24,100)	0	24,100	0	Due to programming commitments and schedule conflicts by the preferred bidder, the refurbishment is expected to commence in late July/ August of 2019. The full budget is to be rephased into 2019/20
Leavesden Country Pk - Signage	10,000	10,000	0	10,000	0	0	10,000	0	0	
Aquadrome	21,000	21,000	0	21,000	828	0	21,000	21,000	21,000	All of the budget is due to be spent in 2018/19.
Allotments	5,000	5,000	0	5,000	0	0	5,000	5,000	5,000	Works are planned.
Bury Lake Young Mariners	1,000,000	1,000,000	0	1,000,000	0	0	1,000,000	0	0	The project commenced in May 2018 and it is anticipated the contractor will have completed their works by the end of March 2019. BLYM will then undertake some further works and are looking for the Clubhouse (wetside) to be open in mid May 2019. the drawdown of the Councils funding is expected to commence in 2018.

Scotsbridge-Chess Habitat Rest	11,390	11,390	0	11,390	0	0	11,390	0	0	All of the budget is due to be spent in 2018/19
South Oxhey Leisure Centre	30,000	30,000	30,170	60,170	41,575	0	60,170	0	0	
Leisure Facilities Improvement	50,000	50,000	0	50,000	20,760	1,000,000	1,050,000	50,000	0	A report was received at the Policy and Resources Committee at their meeting on 19 March 2018 and it was resolved to increase the funding for the new leisure facilities management contract(Minute No. CL83.17 refers) £1 million is required for the refurbishment of William Penn Leisure Centre and Rickmansworth Golf Course/Fairway Inn.
Open Space Access Improvements	59,000	59,000	6,830	65,830	0	0	65,830	50,000	50,000	All of the budget is due to be spent in 2018/19
Leavesden Management Plan	200,000	200,000	0	200,000	0	0	200,000	0	0	Awaiting practical completion certificate from YMCA, as some minor works still need to be completed. Café formally opened on 21 July and the Cycle Hub is due to officially open in September
Tractor for Leisure Venues	0	0	25,000	25,000	25,000	0	25,000	0	0	Budget has been fully spent
Improve Play Area-Future Schemes	315,000	315,000	45,420	360,420	6,081	0	360,420	100,000	100,000	Croxley Green Skate Park planning application due to be submitted. Skidmore Way play area due to be considered at August Planning Committee meeting. Leavesden Country Park play area tender due to go live the coming weeks.
New Play Area-Chorleywood	102,320	102,320	0	102,320	1,213	0	102,320	0	0	Consultation completed. Results due to be collated in a written report by the end of August/ September
Aquadrome-Whole Life Costing	10,000	10,000	8,540	18,540	0	0	18,540	10,000	10,000	Budget will be fully spent in 2018/19
Watersmeet-Whole Life Costing	15,000	15,000	0	15,000	0	0	15,000	15,000	15,000	Budget will be fully spent in 2018/19
Pavilions-Whole Life Costing	10,000	10,000	0	10,000	0	0	10,000	10,000	10,000	Currently under review as to the scope of works that will be carried out this year
Fairway Inn-Whole Life Costing	2,000	2,000	0	2,000	0	0	2,000	2,000	0	Budget will be fully spent in 2018/19
Scotsbridge Sports Pitch	50,000	50,000	0	50,000	0	0	50,000	0	0	All funding in place. However, Rickmansworth Hockey Club still to resolve access issues with Rickmansworth Sports Club
Total	1,944,810	1,944,810	125,280	2,070,090	113,975	975,900	3,045,990	297,100	221,000	

<i>Environmental Services</i>	Original Budget 2018/19 £	Latest Budget 2018/19 £	Rephasing from 2017/18 £	Latest Budget Incl Rephasing from 2017/18 £	Spend to Date £	Variances £	Forecast Outturn £	Forecast 2019/20 £	Forecast 2020/21 £	Comments
Waste Plant & Equipment	25,000	25,000	0	25,000	7,964	0	25,000	25,000	25,000	
Waste Services Depot	493,800	493,800	0	493,800	0	0	493,800	0	0	Site survey investigations started
Bulk Domestic Waste	10,000	10,000	0	10,000	0	5,000	15,000	15,000	20,000	New bins required for new developments. Budget is also utilised for the rolling replacements of damaged bins.
Waste & Recycling Vehicles	475,000	475,000	323,970	798,970	0	0	798,970	310,000	500,000	Order placed for 4 x 26 ton vehicles and 118 ton waste vehicle
Street Furnishings	15,000	15,000	0	15,000	0	0	15,000	10,000	10,000	Using up old stock ready to order new
Paladin Bins	25,000	25,000	3,680	28,680	27,853	15,000	43,680	25,000	25,000	48 new 1100 lt bins to supply the South Oxhey new development and new trade contracts
Cemetery Car Park	0	0	71,940	71,940	0	0	71,940	0	0	Work to commence in October 2018
Energy Performance Certificate	2,000	2,000	1,500	3,500	0	0	3,500	2,000	2,000	This is not yet due for renewal . Renewal is expected towards the end of September
Cemetery-Whole Life Costing	5,000	5,000	3,470	8,470	0	0	8,470	5,000	5,000	Work to commence in October 2018
Replacement Ground Maintenance Vehicles	223,000	223,000	163,860	386,860	22,310	0	386,860	323,000	93,000	Tenders going out and staff attending on going demos with potential manufacturers
Total	1,273,800	1,273,800	568,420	1,842,220	58,127	20,000	1,862,220	715,000	680,000	
Total Leisure, Environment & Community	3,238,610	3,238,610	766,540	4,005,150	208,492	995,900	5,001,050	1,032,100	921,000	

Infrastructure Housing & Economic Development										
<i>Economic Development</i>	Original Budget 2018/19 £	Latest Budget 2018/19 £	Rephasing from 2017/18 £	Latest Budget Incl Rephasing from 2017/18 £	Spend to Date £	Variances £	Forecast Outturn £	Forecast 2019/20 £	Forecast 2020/21 £	Comments
Cycle Schemes	75,000	75,000	0	75,000	0	0	75,000	25,000	25,000	Leavesden cycle project is progressing - it is expected to be operational by September. The station cycle racks are subject to necessary consents and Leavesden Country park lighting scheme is also on going.
Disabled Parking Bays	2,500	2,500	0	2,500	0	0	2,500	2,500	2,500	
Controlled Parking	50,000	50,000	84,580	134,580	0	(35,000)	99,580	85,000	50,000	Projects are on going including consolidation order and compliance checks . Croxley Green parking review progressing but physical works implementation not expected until Spring 2019. It is proposed that £35k of the budget be rephased into 2019/20
Car Parking Services	50,000	50,000	0	50,000	1,403	0	50,000	0	0	
Princes Trust-Business Start-up	10,000	10,000	0	10,000	0	0	10,000	10,000	10,000	
Listed Building Grants	5,000	5,000	0	5,000	0	0	5,000	5,000	5,000	Project is currently on target
South Oxhey Initiative	100,000	100,000	263,450	363,450	49,166	0	363,450	0	0	
Parking Bay & Verge Protection	152,000	152,000	0	152,000	0	0	152,000	60,000	60,000	3 schemes have been agreed to be progressed . Awaiting relevant consents.
Highways Enhancements	90,000	90,000	10,880	100,880	0	0	100,880	50,000	50,000	Officers are in the process of defining clear criteria for how this budget is spent.
Bus Shelters	9,000	9,000	16,000	25,000	0	0	25,000	9,000	9,000	2 bus shelter works proposed (Abbots Langley/Hunton Bridge). Site surveys undertaken. Awaiting statutory consents to proceed.
Retail Parades	30,000	30,000	93,870	123,870	0	0	123,870	30,000	30,000	Projects include: Refurbishment of Delta Gain shopping parade and Installation of electric vehicle rapid charging points in and around retail parades.
Carbon Neutral Council	2,000	2,000	0	2,000	0	0	2,000	0	0	
Rickmansworth Work Hub	39,000	39,000	0	39,000	0	0	39,000	0	0	Awaiting procurement of windows.
Car Park Restoration	10,000	10,000	45,000	55,000	718	0	55,000	10,000	10,000	
Estates, Paths & Roads	20,000	20,000	5,990	25,990	5,431	0	25,990	20,000	20,000	Works are planned and orders have been raised.
TRDC Footpaths & Alleyways	20,000	20,000	20,000	40,000	21,514	0	40,000	20,000	20,000	Works have been completed for 50% of the budget and planned works for the remaining budget.
Total	664,500	664,500	539,770	1,204,270	78,233	(35,000)	1,169,270	326,500	291,500	

<i>Housing</i>	Original Budget 2018/19 £	Latest Budget 2018/19 £	Rephasing from 2017/18 £	Latest Budget Incl Rephasing from 2017/18 £	Spend to Date £	Variances £	Forecast Outturn £	Forecast 2019/20 £	Forecast 2020/21 £	Comments
Disabled Facilities Grant	500,000	500,000	65,000	565,000	139,377	0	565,000	500,000	500,000	Spend is on going. A year end journal will be actioned to charge the relevant staffing time to this project
Home Repairs Assistance	10,000	10,000	0	10,000	8,195	0	10,000	10,000	10,000	Demand led budget which now includes the funds for any possible renovation grants.
Temporary Accommodation Rickmansworth & Other Sites	2,218,300	2,218,300	900,140	3,118,440	20,722	(1,218,440)	1,900,000	1,218,440	800,000	Rephasing of expenditure on Other Sites (ex-garages) offset by additional contract costs on the Rickmansworth site.
Total	2,728,300	2,728,300	965,140	3,693,440	168,294	(1,218,440)	2,475,000	1,728,440	1,310,000	
Total Infrastructure Housing & Economic Development	3,392,800	3,392,800	1,504,910	4,897,710	246,527	(1,253,440)	3,644,270	2,054,940	1,601,500	

Policy & Resources											
Resources & Shared Services	Original Budget 2018/19 £	Latest Budget 2018/19 £	Rephasing from 2017/18 £	Latest Budget Incl Rephasing from 2017/18 £	Spend to Date £	Variances £	Forecast Outturn £	Forecast 2019/20 £	Forecast 2020/21 £	Comments	
Professional Fees-Internal	226,590	226,590	0	226,590	0	0	226,590	226,590	226,590	Charges will be incurred at year end following a recharge from services based on staff time allocated to capital schemes	
Election Equipment	12,000	12,000	6,000	18,000	2,766	0	18,000	6,000	6,000		
Members' IT Equipment	0	0	0	0	1,090	1,200	1,200	15,060	16,260	Rephase to bring budget forward from 2019/20 into 2018/19 for the purchase of specialist IT equipment for a councillor	
Installation Solar system TRH	0	0	2,500	2,500	0	0	2,500	0	0		
ICT-Managed Serv-Project Costs	60,000	60,000	50,610	110,610	12,125	0	110,610	60,000	60,000	Tender responses are expected in September on the procurement of WAN, Unified Communications and Personal IT kit - following which the evaluation process will commence.	
ShS-Hardware Replace Prog	40,000	40,000	91,610	131,610	0	0	131,610	40,000	40,000	Tender responses are expected in September on the procurement of WAN, Unified Communications and Personal IT kit - following which the evaluation process will commence.	
Garage Improvements	248,000	248,000	0	248,000	0	0	248,000	225,000	225,000	Procurement completed works due to commence on phase 6	
ICT-TRDC-Licence Costs	300,000	300,000	0	300,000	30,855	0	300,000	100,000	100,000	Tender responses are expected in September on the procurement of WAN, Unified Communications and Personal IT kit - following which the evaluation process will commence.	
Customer Contact Programme	82,500	82,500	0	82,500	0	0	82,500	0	0		
ICT Website Development	14,870	14,870	0	14,870	0	0	14,870	0	0		
ICT Elections	16,000	16,000	0	16,000	14,142	0	16,000	17,000	17,000		
ICT Hardware Replacement Prog	45,000	45,000	69,620	114,620	1,775	0	114,620	45,000	45,000	Tender responses are expected in September on the procurement of WAN, Unified Communications and Personal IT kit - following which the evaluation process will commence.	
TRH Whole Life Costing	143,000	143,000	54,080	197,080	1,238	0	197,080	98,000	135,000	This budget will be reviewed following a decision on the future of TRH	
35-37 Oxhey Drive-Whole Life Costing	0	0	4,400	4,400	0	0	4,400	0	0	Currently occupied by Home group	
Basing House-Whole Life Costing	2,000	2,000	0	2,000	0	0	2,000	2,000	2,000	This budget will be fully spent	
Investment Prop-Shops	0	0	11,900	11,900	0	0	11,900	0	0		
ShS-ICT Modernisation	420	420	0	420	0	0	420	0	0		
Business Application Upgrade	200,000	200,000	0	200,000	10,323	0	200,000	90,000	90,000	Tender responses are expected in September on the procurement of WAN, Unified Communications and Personal IT kit - following which the evaluation process will commence.	
Community CCTV	21,000	21,000	6,000	27,000	0	0	27,000	6,000	6,000		
Total	1,411,380	1,411,380	296,720	1,708,100	74,314	1,200	1,709,300	930,650	968,850		

Major Projects	Original Budget 2018/19 £	Latest Budget 2018/19 £	Rephasing from 2017/18 £	Latest Budget Incl Rephasing from 2017/18 £	Spend to Date £	Variences £	Forecast Outturn £	Forecast 2019/20 £	Forecast 2020/21 £	Comments
Leisure Facility - South Oxhey	8,600,000	8,600,000	0	8,600,000	0	472,910	9,072,910	0	0	A report was received at the Policy and Resources Committee at their meeting on 19 March 2018 and it was resolved to increase the funding from £8.600 million to £9.073 million. The increase in capital required for the SLM scheme is due to the South Oxhey scheme being considered to be more expensive, based on the assessment of the capital costs and the design as submitted by SLM. This includes all fixtures and fittings.
South Oxhey Initiative	3,171,776	3,171,776	392,870	3,564,646	540,845	0	3,564,646	0	0	
Property Investment Board	19,329,060	19,329,060	(1,100,531)	18,228,529	8,238,743	0	18,228,529	0	0	
Total	31,100,836	31,100,836	(707,661)	30,393,175	8,779,589	472,910	30,866,085	0	0	
Total Policy & Resources	32,512,216	32,512,216	(410,941)	32,101,275	8,853,903	474,110	32,575,385	930,650	968,850	
Total Capital Programme	39,143,626	39,143,626	1,860,509	41,004,135	9,308,922	216,570	41,220,705	4,017,690	3,491,350	

Explanation of Variances Reported this Period – Capital

Leisure, Environment & Community				
Description	Details of Outturn Variances to Latest Approved Budget	2018/19 £	2019/20 £	2020/21 £
Watersmeet Refurbishment of Toilets	Due to programming commitments and schedule conflicts by the preferred bidder, the refurbishment is expected to commence in late July 2019. The full budget is to be rephased into 2019/20	(24,100)	24,100	0
Leisure Facilities Improvement	At its meeting on 19 March 2018, Council resolved to increase the funding for the new leisure facilities management contract(Minute No.CL83/17 refers) . £1.0 million is required for the refurbishment of the William Penn Leisure Centre and Rickmansworth Golf Course.	1,000,000	0	0
Bulk Domestic Waste	New bins for new developments and trade waste contracts and rolling replacements of damaged bins.	5,000	5,000	5,000
Paladin Bins	48 new 1100 litre bins to supply the new development at South Oxhey and new trade contracts	15,000	0	0
	TOTAL	995,900	29,100	5,000
Infrastructure Housing & Economic Development				
Description	Details of Outturn Variances to Latest Approved Budget	2018/19 £	2019/20 £	2020/21 £
Controlled Parking	Projects are on going including consolidation order and compliance checks . Croxley Green parking review progressing but physical works implementation not expected until Spring 2019. It is proposed that £35k of the budget be rephased into 2019/20.	(35,000)	35,000	0
Temporary Accommodation Rickmansworth & Other Sites	Rephasing of expenditure on Other Sites (ex-garages) offset by additional contract costs on the Rickmansworth site.	(1,218,440)	1,218,440	800,000
Members' IT Equipment	Rephasing required to bring budget forward from 2019/20 into 2018/19 for the purchase of specialist IT equipment for a Councillor	1,200	(1,200)	0
	TOTAL	(1,252,240)	1,252,240	800,000
Policy & Resources				
Description	Details of Outturn Variances to Latest Approved Budget	2018/19 £	2019/20 £	2020/21 £
Leisure Facility - South Oxhey	At its meeting on 19 March 2018, Council resolved to increase the funding from £8.600 million to £9.073 million (Minute No. CL83/17 refers). The increase is required based on the assessment of the capital costs and the design as submitted by the appointed contractor SLM. This includes all fixtures and fittings.	472,910	0	0
	TOTAL	472,910	0	0
Total Variances for Period 4 (July) 2018		216,570	1,281,340	805,000

Funding the Capital Investment Programme 2018-2021

Capital Programme - Services	2018/19	2018/19	2018/19	2019/20	2020/21
	Original Budget	Latest Budget	Forecast	Draft Budget	Draft Budget
	£	£	£	£	£
Balance Brought Forward					
Government Grants and Other Contributions	(206,384)	(192,138)	(192,138)	(192,138)	(192,138)
Section 106 Contributions	(3,522,414)	(3,454,027)	(3,454,027)	(3,371,157)	(3,371,157)
Capital Receipts Reserve	(1,192,146)	(5,392,158)	(5,392,158)	(1,631,842)	(959,184)
Future Capital Expenditure Reserve	(3,066,770)	(3,066,770)	(3,066,770)	(2,610,165)	(932,813)
New Homes Bonus Reserve	(4,406,519)	(4,406,522)	(4,406,522)	(3)	(3)
Total Funding Brought Forward	(12,394,233)	(16,511,615)	(16,511,615)	(7,805,305)	(5,455,295)
Generated in the Year					
Govt Grants: Disabled Facility Grants	(250,000)	(250,000)	(250,000)	(250,000)	(250,000)
Other Contributions: Other external Sources	(32,870)	(32,870)	(32,870)	0	0
Section 106 Contributions	0	0	0	0	0
Capital Receipts Reserve	(1,100,000)	(1,100,000)	(1,100,000)	(1,100,000)	(2,500,000)
Future Capital Expenditure Reserve	0	0	0	0	0
New Homes Bonus Reserve	(554,650)	(554,650)	(554,650)	(317,680)	(110,840)
Total Generated	(1,937,520)	(1,937,520)	(1,937,520)	(1,667,680)	(2,860,840)
Use of Funding					
Govt Grants: Disabled Facility Grants	250,000	250,000	250,000	250,000	250,000
Section 106 Contributions	82,870	82,870	82,870	0	1,500,000
Capital Receipts Reserve	2,292,146	4,860,316	4,603,976	1,772,658	1,741,350
Future Capital Expenditure Reserve	456,605	456,605	456,605	1,677,352	0
New Homes Bonus Reserve	4,961,169	4,961,169	4,961,169	317,680	0
Total Use of Funding	8,042,790	10,610,960	10,354,620	4,017,690	3,491,350
Balance Carried Forward					
Government Grants and Other Contributions	(206,384)	(192,138)	(192,138)	(192,138)	(192,138)
Section 106 Contributions	(3,439,544)	(3,371,157)	(3,404,027)	(3,371,157)	(1,871,157)
Capital Receipts Reserve	0	(1,631,842)	(1,888,182)	(959,184)	(1,717,834)
Future Capital Expenditure Reserve	(2,610,165)	(2,610,165)	(2,610,165)	(932,813)	(932,813)
New Homes Bonus Reserve	0	(3)	(3)	(3)	(110,843)
Total Funding Carried Forward	(6,256,093)	(7,805,305)	(8,094,515)	(5,455,295)	(4,824,785)
South Oxhey Initiative					
	2018/19	2018/19	2018/19	2019/20	2020/21
	Original Budget	Latest Budget	Forecast	Draft Budget	Draft Budget
	£	£	£	£	£
Balance Brought Forward	0	0	0	0	0
Generated in the Year (Land Receipts)	(1,750,622)	(1,750,622)	(1,750,621)	(3,332,575)	(13,005,584)
Generated in the Year (LEP Funding)	0	0	0	0	0
Use of Funding (Spend)	3,171,776	3,564,646	3,564,646	0	0
Internal Borrowing	(1,421,154)	(1,814,024)	(1,814,025)	3,332,575	13,005,584
Total South Oxhey Carried Forward	0	0	0	0	0
South Oxhey Leisure Facility					
	2018/19	2018/19	2018/19	2019/20	2020/21
	Original Budget	Latest Budget	Forecast	Draft Budget	Draft Budget
	£	£	£	£	£
Balance Brought Forward	0	0	0	0	0
Use of Funding (Spend)	8,600,000	8,600,000	9,072,910	0	0
Contractor Funded Borrowing	(8,600,000)	(8,600,000)	(9,072,910)	0	0
Total South Oxhey Leisure Centre Carried Forward	0	0	0	0	0
Property Investment					
	2018/19	2018/19	2018/19	2019/20	2020/21
	Original Budget	Latest Budget	Forecast	Draft Budget	Draft Budget
	£	£	£	£	£
Balance Brought Forward	0	0	0	0	0
Generated in the Year	0	0	0	0	0
Use of Funding (Spend)	19,329,060	18,228,529	18,228,529	0	0
Internal Borrowing	(19,329,060)	(18,228,529)	(18,228,529)	0	0
Total Property Investment Carried Forward	0	0	0	0	0
Total Expenditure - Capital Programme	39,143,626	41,004,135	41,220,705	4,017,690	3,491,350

<i>Regulatory Services</i>									
Service	Month	2015/16		2016/17		2017/18		2018/19	
Land & property Charges		£	Volume	£	Volume	£	Volume	£	Volume
Searches	April	(9,970)	158	(6,921)	108	(7,075)	103	(8,045)	88
	May	(9,864)	128	(8,968)	120	(9,164)	129	(10,473)	119
Volume = No. of Searches	June	(11,356)	175	(7,733)	116	(11,207)	153	(11,564)	94
	July	(11,496)	149	(6,767)	98	(7,341)	107	(9,341)	241
	August	(7,778)	108	(8,135)	116	(7,501)	113		
	September	(9,220)	129	(6,274)	89	(9,210)	130		
	October	(8,086)	108	(7,614)	107	(9,850)	125		
	November	(9,191)	129	(9,391)	104	(8,657)	110		
	December	(7,273)	98	(7,749)	86	(9,927)	93		
	January	(5,362)	78	(2,089)	74	(6,051)	88		
	February	(7,225)	99	(9,698)	98	(7,448)			
	March	(10,559)	127	(7,450)	101	(8,128)	105		
	Total	(107,380)	1,486	(88,789)	1,217	(101,558)	928	(39,423)	542
Comments: The latest budget for 2018/19 is £120,010. These figures include all types of searches that are charged at different rates.									
Service	Month	2015/16		2016/17		2017/18		2018/19	
Car Park Enforcement		£	Volume	£	Volume	£	Volume	£	Volume
PCN	April	(22,098)	261	(25,593)	338	(19,359)	340	(13,718)	
	May	(15,099)	247	(17,796)	331	(17,596)	262	(3,482)	
Volume = No. of tickets issued	June	(13,731)	316	(21,528)	346	(15,417)	277	(11,756)	
	July	(21,102)	349	(26,589)	375	(18,263)	293	(13,190)	
	August	(13,986)	302	(16,241)	375	(15,291)	334		
	September	(18,195)	363	(26,209)	356	(21,977)	332		
	October	(17,477)	391	(20,590)	383	(22,172)	305		
	November	(15,831)	325	(19,385)	334	(26,283)	305		
	December	(12,625)	293	(17,017)	415	(13,915)	331		
	January	(17,992)	320	(20,014)	386	(18,955)	341		
	February	(18,037)	356	(20,878)	359				
	March	(21,418)	379	(32,714)	414				
	Total	(207,591)	3,902	(264,554)	4,412	(189,229)	3,120	(42,146)	
Comments: The latest budget for 2018/19 is £120,000, Officers are now predicting an outturn of £100,000. The charging structure is based on the severity of the contravention. The charge relating to a serious contravention is £70 and payable within 28-days (reduced to £35 if paid within 14 days). The charge relating to a less serious contravention is £50 payable within 28 days (reduced to £25 if paid within 14-days). Residents are charged on a zonal basis. The no of PCN's issued can reduce due to greater parking compliance.									

Car Park Enforcement		Month	2015/16		2016/17		2017/18		2018/19	
Long Term Pay & Display Tickets			£	Volume	£	Volume	£	Volume	£	Volume
		April	(8,624)	3,249	(7,364)	3,234	(10,130)	2,980	(9,989)	
<i>Volume= No. of tickets issued</i>		May	(10,439)	3,507	(7,928)	3,325	(6,950)	2,761	(18,128)	
		June	(9,123)	3,320	(7,492)	3,677	(10,612)	3,418	(15,295)	
		July	(10,536)	3,391	(9,183)	2,862	(9,052)	2,785	(17,938)	
		August	(8,158)	3,205	(7,514)	3,923	(8,460)	3,041		
		September	(7,546)	3,972	(9,558)	3,138	(10,201)	2,782		
		October	(9,558)	3,612	(7,214)	2,527	(10,432)	3,080		
		November	(8,121)	3,379	(7,450)	4,252	(10,372)	3,743		
		December	(8,349)	4,277	(9,322)	3,374	(12,969)	2,890		
		January	(8,562)	2,496	(10,687)	3,336	(6,319)	2,895		
		February	(6,629)	3,500	(9,760)	3,235				
		March	(13,211)	4,216	(9,821)	3,268				
		Total	(108,856)	42,124	(103,293)	40,151	(95,497)	30,375	(61,350)	

Comments: The latest 2018//19 budget is £320,650 . Officers are now perdicting an outturn of £140,650. There are different charging regimes for different car parks within the district. However most pay & display car parks in Rickmansworth operate the following regulations - Monday - Friday, 8.30am - 6.30pm max stay up to 24 Hours - charge £4 with the first hour being free.

Development Management		Month	2015/16		2016/17		2017/18		2018/19	
Application Fees			£	Volume	£	Volume	£	Volume	£	Volume
		April	(24,850)	155	(30,951)	173	(36,351)	171	(30,617)	141
<i>Volume = No. of Applications</i>		May	(43,346)	136	(33,000)	150	(58,783)	182	(47,353)	144
		June	(30,839)	156	(25,720)	155	(44,355)	174	(46,577)	134
		July	(97,374)	153	(54,534)	173	(70,547)	171	(71,810)	132
		August	(23,016)	117	(33,823)	149	(25,335)	163		
		September	(259,166)	108	(22,277)	160	(23,822)	153		
		October	(30,416)	145	(47,494)	144	(105,679)	150		
		November	(40,981)	122	(48,334)	136	(23,202)	146		
		December	(58,336)	123	(183,750)	150	(47,014)	131		
		January	(32,081)	119	(38,085)	160	(34,858)	161		
		February	(48,275)	159	(46,772)	153	(94,085)	134		
		March	(41,177)	160	(33,943)	175	(38,016)	171		
		Total	(729,857)	1,653	(598,683)	1,878	(602,046)	1,611	(196,357)	551

Comments: The latest 2018/19 budget is £683,100 There are a number of different charging levels dependent on the type & size of the proposed area. The table of current fees for each type can be found on the Councils website.

Waste Management										
	Service	Month	2015/16		2016/17		2017/18		2018/19	
	Trade Refuse		£	Volume	£	Volume	£	Volume	£	Volume
	Fees	April	(283,252)	634	(258,321)	607	(263,228)	622	(267,036)	646
		May	(1,740)		(235)		(209)		(358)	
	<i>Volume = No. of Clients</i>	June	(2,049)		160		(1,038)		(1,239)	
		July	(931)		(1,213)		(441)		350	
		August	(235)		(604)		(412)			
		September	(11,868)		(897)		(6,035)			
		October	(287,980)		(256,828)		(261,649)			
		November	(5,386)		(415)		(1,371)			
		December	(1,788)		(727)		(502)			
		January	1,764		679		(7,759)			
		February	(7,593)		9					
		March	(2,190)		(6,604)					
	Total		(603,248)	634	(524,995)	607	(542,643)	622	(268,284)	646
Comments: The latest 2018/19 budget is £588,020. Customers are invoiced twice a year in April and October. Income can fluctuate depending on the size of the bin collected and customers reducing their bin size and using the recycling service										
	Service	Month	2015/16		2016/17		2017/18		2018/19	
	Garden Waste		£	Volume	£	Volume	£	Volume	£	Volume
	Charge	April	0	n/a	(450)	18	(770,319)	17,996	(902,792)	20,907
		May	0	n/a	(197,125)	7,074	(29,917)	2,990	(30,255)	701
	<i>Volume = No. of Residents</i>	June	0	n/a	(199,525)	7,479	(18,996)	766	(16,176)	375
		July	0	n/a	(122,770)	4,661	(9,612)	238	(8,209)	190
		August	0	n/a	(38,620)	1,508	(7,083)	200		
		September	0	n/a	(15,060)	553	(3,509)	78		
		October	0	n/a	(7,005)	135	(3,326)	137		
		November	0	n/a	(3,435)	108	(1,329)	46		
		December	0	n/a	(1,120)	42	(515)	26		
		January	0	n/a	(90)	5	(419)	25		
		February	0	n/a	(70)	0				
		March	0	n/a	70	0				
	Total				(585,200)	21,583	(845,024)	22,502	(957,432)	22,172
Comments: The latest 2018/19 budget is £958,000 This is a new service, commenced in July 2016. The standard charges for 2018/19 are £40 for the first bin and £70 for a second bin. Customers in receipt of benefits pay a concession fee of £35 for the first bin										

Garages and Shops

Service	Month	2015/16		2016/17		2017/18		2018/19	
Garages		£	Volume	£	Volume	£	Volume	£	Volume
Rent	April	(43,738)	12%	(70,154)	15%	(67,608)	8%	(93,490)	6%
	May	(42,726)	12%	(55,702)	15%	(85,083)	8%	(74,313)	7%
	June	(53,920)	12%	(53,885)	17%	(65,861)	8%	(73,904)	7%
	July	(43,453)	12%	(57,170)	16%	(83,667)	9%	(92,273)	7%
	August	(43,825)	12%	(69,066)	16%	(67,761)	8%		
	September	(55,405)	12%	(54,692)	16%	(67,730)	8%		
	October	(44,104)	12%	(70,735)	15%	(84,937)	7%		
	November	(55,026)	12%	(56,649)	14%	(68,168)	7%		
	December	(44,189)	12%	(57,985)	12%	(68,150)	5%		
	January	(44,022)	12%	(72,720)	5%	(84,921)	5%		
	February	(57,046)	11%	(57,973)	5%	(68,082)	5%		
	March	(42,140)	13%	(57,858)	5%	(67,084)	5%		
	Total		(569,593)		(734,587)		(879,052)		(333,980)

Comments: The latest 2018/19 budget is £952,920. Officers are predicting a forecast outturn of £962,920. A two tier rent increase was applied in April 2018, with the lower level applied to those in the more difficult to let areas. There are currently 1,144 rentable garages with an average rent of £17.66 Most months have four week's rent but some have five. Garages that have been empty awaiting demolition or demolished have been disregarded from the void calculation in January. The new void

Service	Month	2015/16		2016/17		2017/18		2018/19	
Shops		£	Volume	£	Volume	£	Volume	£	Volume
Rent	April	(139,533)	n/a	(129,692)	n/a	(116,148)	n/a	(112,031)	n/a
	May	(5,358)	n/a	(3,522)	n/a	(3,522)	n/a	(8,084)	n/a
	June	(135,217)	n/a	(125,485)	n/a	(106,077)	n/a	(83,320)	n/a
	July	(3,004)	n/a	0	n/a	(5,689)	n/a	(50,928)	n/a
	August	(4,049)	n/a	0	n/a	(3,688)	n/a		
	September	(134,933)	n/a	(118,482)	n/a	(124,784)	n/a		
	October	(5,128)	n/a	(3,509)	n/a	(4,176)	n/a		
	November	4,532	n/a	(2,688)	n/a	1,513	n/a		
	December	(122,345)	n/a	(112,732)	n/a	(107,040)	n/a		
	January	(14,815)	n/a	(20,690)	n/a	(21,833)	n/a		
	February	(3,688)	n/a	(4,994)	n/a	781	n/a		
	March	0	n/a	(3,254)	n/a	(8,791)	n/a		
	Total		(563,537)		(525,047)		(499,454)		(254,363)

Comments: The latest 2018/19 budget is £197,000. Officers are now predicting a forecast outturn of £397,000 due to the phasing of shop demolitions on the SOI project. There are 90 shops in the district which are predominantly let as self repairing leases, this will reduce to 20 when the SOI project is completed. Each shop rent is negotiated at the best market rate taking into consideration local factors regarding usage, availability, affordability and community benefit.

Reserves

Revenue Reserves	Description	Opening Balance 01/04/2018 £	Movement £	Closing Balance 31/03/2019 £
General Fund	Working balance to support the Council's revenue services. £ 2M is a suggested prudent minimum	(4,343,199)	(1,488)	(4,344,687)
Economic Impact	To support the funding of unexpected/unplanned Council expenditure as a result of fluctuations in the economy	(672,873)	0	(672,873)
Building Control	To provide against future losses and/or borrowing against Hertfordshire Building Control Ltd	(135,000)	0	(135,000)
	Total Revenue	(5,151,072)	(1,488)	(5,152,560)
Capital Reserves	Description	Opening Balance 01/04/2018 £	Movement £	Closing Balance 31/03/2019 £
Capital Receipts	Generated from sale of Council assets	(5,392,158)	3,503,976	(1,888,182)
New Homes Bonus	Government grant set aside for supporting capital expenditure	(4,406,522)	4,406,519	(3)
Section 106	Developers contributions towards facilities	(3,454,027)	50,000	(3,404,027)
Grants & Contributions	Disabled Facility Grants and other contributions	(192,139)	0	(192,139)
Reserve for Capital expenditure	Reserve set aside for supporting capital expenditure	(3,066,770)	456,605	(2,610,165)
	Total Capital	(16,511,616)	8,417,100	(8,094,516)
Other Earmarked Reserves	Description	Opening Balance 01/04/2018 £	Movement £	Closing Balance 31/03/2019 £
Leavesden Hospital Open Space	To maintain open space on the ex hospital site	(769,124)	0	(769,124)
Community Infrastructure Levy (CIL)	Developers contributions towards infrastructure	(2,089,634)	0	(2,089,634)
Horsefield - Abbots Langley	Developers contributions towards maintenance of site	(1,306,986)	0	(1,306,986)
Environmental Maintenance Plant	Reserve to fund expenditure on plant & machinery	(123,181)	0	(123,181)
	Total other	(4,288,924)	0	(4,288,924)
	Total All	(25,951,612)	8,415,612	(17,536,000)

Budgetary Risk

APPENDIX 9

Risk No.	Type of Risk	Comment	Risk Impact	Risk Likelihood
7	The Medium term financial position worsens.	In that the general fund balance falls below the minimum prudent threshold and capital funding is insufficient to meet the capital programme. This appears as item no.8 in the Council's strategic risk register.	IV	D
8	Revenue balances insufficient to meet estimate pay award increases	The medium term planning period takes into account a 2% increase for the period 2018/19 to 2020/21	III	D
9	Revenue balances insufficient to meet other inflationary increases	Other than contractual agreements, budgets have been cash limited where possible.	II	D
10	Interest rates resulting in significant variations in estimated interest income	The interest rate has a significant impact on the proceeds from capital receipts that are invested in the money market. The volatility of the global economy continues to place uncertainty on the investment strategy.	III	C
11	Inaccurate estimates of fees and charges income	See Key Budget Indicators shown in the latest Budget Monitoring report	V	E
12	Revenue balances insufficient to meet loss of partial exemption for VAT	If the council's expenditure on functions for which it receives income that is exempt for VAT purposes exceeds 5% of its total vat able expenditure, then the Council may lose its ability to recover VAT on all of its exempt inputs. <i>Three Rivers House has now been given the opt to tax status which reduces this risk and means all lettings are now subject to VAT.</i>	II	E
13	The estimated cost reductions and additional income gains are not achieved	Savings identified and included in the budget will be monitored as part of the budget monitoring process	IV	E

14	The Council is faced with potential litigation and other employment related risks	The Council has no outstanding material litigation cases. At this stage, the TPO case is not likely to have an additional impact.	III	E
15	The amount of government grant is adversely affected	The grant settlement has been factored into the MTFP. The Council decided to accept the Government's offer of a four year settlement.	II	E
16	Localising support for council tax	The introduction of universal credits and the localising of support for Council Tax will substantially alter the administering of Housing and Council Tax Benefits	II	E
17	Right to Buy Receipts & VAT Shelter Receipts	Under the housing stock transfer with Thrive Homes Limited (THL) the Council is entitled to use its share of the proceeds to fund the capital programme. The level of activity on these income streams are outside the Council's control.	IV	E
18	Fluctuations in Business Rates Retention	The Council is legally obliged to cover the first 7.5% loss on its pre-determined baseline level.	IV	C
19	Failure to deliver the South Oxhey Initiative to desired outcomes and objectives	This is a key project. This appears as item no.7 in the Council's strategic risk register.	IV	D
20	Failure of ICT systems	The Council's integrated Financial Management System (FMS) is held on an ICT platform. If this were to fail then potentially there will be a loss of functionality occurring during any downtime.	III	E
21	Property Investment	The Council set up a Property Investment Board in 2017 to manage its property portfolio in order to secure additional income of £1 million to support its general fund. Depending on the availability of sites, successful bids and Government legislation on property investments, it presents a risk to achieving this target	IV	D

Note: The risk numbers relate to the Council's risk register. Risk numbers 1-6 do not relate to finance or budgetary risks.

Matrix Key

		Impact					Likelihood	Impact
		I	II	III	IV	V		
Likelihood	A						A equal to/or > 98%	V = Catastrophic
	B						B = 75% - 97%	IV = Critical
	C			10	18		C = 50% - 74%	III = Significant
	D		9	8	7,19,21		D = 25% - 49%	II = Marginal
	E		12,15,16	14, 20	13,17	11	E = 3% - 24%	I = Negligible

